

Penn Dental Journal

FOR THE UNIVERSITY OF PENNSYLVANIA SCHOOL OF DENTAL MEDICINE COMMUNITY / SPRING 2005



FEATURES

The Right Fit : PAGE 2 Unraveling the Science of Tooth Enamel : PAGE 6 New Directions : PAGE 10

IN THIS ISSUE

Features

2 **The Right Fit**

BY JENNIFER BALDINO BONETT

6 **Unraveling the Science of Tooth Enamel**

BY JENNIFER BALDINO BONETT

10 **New Directions**

BY JULIANA DELANY



TMJ PROSTHESIS DEVELOPED AT PENN DENTAL MEDICINE, PAGE 2.



Departments

14 **On Campus: News and People**

24 **Scholarly Activity**

26 **Philanthropy: Highlights**

28 **Alumni: News and Class Notes**

36 **In Memoriam**



STUDENTS LEARNING TO USE THE OPERATING MICROSCOPE IN RESTORATIVE DENTISTRY, PAGE 20.



THE FONSECA GARDENS ARE DEDICATED, PAGE 14.



Penn Dental Journal

University of Pennsylvania
School of Dental Medicine
www.dental.upenn.edu

Amsterdam Dean

MARJORIE K. JEFFCOAT, DMD

Associate Dean, Development and Alumni Relations

JIM GARVEY

Director, Publications

BETH ADAMS

Contributing Writers

BETH ADAMS

JENNIFER BALDINO BONETT

JULIANA DELANY

JOSHUA E. LISS

Design

DYAD COMMUNICATIONS

Photography

MARK GARVIN

PETER OLSON

Penn Dental Journal is published twice a year for the alumni and friends of the University of Pennsylvania School of Dental Medicine. © Copyright 2005 by the Trustees of the University of Pennsylvania. All rights reserved. We would like to get your feedback and input on the *Penn Dental Journal* – please address all correspondence to: Beth Adams, Director of Publications, Robert Schattner Center, University of Pennsylvania School of Dental Medicine, 240 South 40th Street, Philadelphia, PA 19104-6030, adamsnb@pobox.upenn.edu.

Office of Development and Alumni Relations, 215-898-8951

ON THE COVER The W. Lorenz TMJ Joint Replacement System — developed by Dr. Peter Quinn (D'74, GD'78), Chair and Professor of Oral and Maxillofacial Surgery and Pharmacology at Penn Dental Medicine. It will be the first stock prosthesis of its kind to receive FDA clearance.

A Message

FROM THE DEAN

Things are always changing at Penn Dental Medicine. Does the idea trouble you? It really shouldn't. After all, the School has been in a state of more or less constant transition since we entered this world in 1878. No individual and no organization can retain its leadership without growing, adapting, creating, building, and not merely accepting, but promoting productive change. My ten predecessors in the Deanship all recognized this fundamental truth and charted a careful course between too much and too little change. I hope I'll be able to follow their example. I am often reminded of a quote from Deuteronomy — "We all warm ourselves by fires we did not build and drink from wells we did not dig." We owe our gratitude to those who made Penn Dental Medicine what it is today. But, we owe it to future generations to keep the fire burning and the well in good repair.

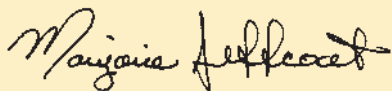
Sometimes the need to change is obvious. When better technology, materials, drugs, or procedures become available, we learn and apply them in the interest of our patients. As dental educators, we can do no less. In fact, we have to do more, preparing our graduates to deal effectively with future developments we can't even imagine today.

Managing Change

We do our best to plan and guide change at the School, rather than standing by and letting natural selection do its work. With the aid of our Overseers and alumni, my goal is to maintain Penn's leadership in every dimension: faculty, students, curriculum, and facilities. The faculty has planned a two-day retreat this summer — the second since I became Dean — to peer into the future and identify opportunities to update our curriculum.

Often, physical changes are the most obvious and it will be difficult for anyone to miss what's on the horizon. This past summer saw some needed renovations of the Paletz Clinic, including new flooring, windows, and cabinetry. The new Sig Seigel Alumni Center and Conference Room are scheduled to be complete this May in time for our benefactors, the Class of 1955, to celebrate in the space during their fiftieth reunion weekend celebration. The long-awaited Orthodontic Clinic renovation will begin in early summer and is scheduled to be completed in early spring of 2006. In the not-to-distant future will be the renovations of the Periodontic and Endodontic clinics — both significant and expensive capital projects. You can rely on the *Penn Dental Journal* to keep you informed of exciting future projects that will directly impact the quality of teaching and learning at Penn Dental Medicine.

Of course, these and other needed changes would not be possible without the involvement and generous support of our alumni and friends. I remain continuously grateful to these individuals and organizations and view them as partners as we move forward.



MARJORIE K. JEFFCOAT, DMD
Amsterdam Dean



Feature

THE *right* FIT

Developing a Safe and Effective TMJ Joint Replacement System

BY JENNIFER BALDINO BONETT

Emily Angus* was at the end of the line. She had undergone five surgical attempts over four years to correct her temporomandibular joint disorder (TMD), including two three-month periods when her jaws were wired shut. Finally, her oral surgeon referred her to Peter D. Quinn, DMD, MD, Professor and Chair of Oral and Maxillofacial Surgery and Pharmacology at Penn's School of Dental Medicine. Angus needed a total replacement of her temporomandibular joint. But a history of frustration and failure with early generation prostheses limited the options for patients like Angus and the specialists who cared for them — until now.

Expected this summer, the W. Lorenz TMJ Joint Replacement System, developed at Penn Dental Medicine, will be the first stock prosthesis of its kind to receive FDA clearance. Already approved in Europe and Australia, the Lorenz prosthesis sprang from the imagination, design, and desire of Dr. Quinn (D'74, GD'78), who also chairs the Department of Oral and Maxillofacial Surgery at the Hospital of the University of Pennsylvania (HUP).

Needed: A Safe and Effective Solution Every day, Dr. Quinn faces waiting rooms full of complex patients seeking a glimmer of hope. He and his Penn Dental Medicine colleagues have cultivated one of the largest populations of TMD patients in the country, seeing patients at Penn Dental Medicine and HUP. But, after nearly two decades of disappointment with early-generation prostheses, treatment of severe TMD needed new vision.

"The history of alloplastic joint reconstruction has, unfortunately, been characterized by multiple, highly publicized failures based on inappropriate design, lack of attention to biomechanical principles, and ignorance of what already has been documented in orthopaedic literature," Dr. Quinn wrote in 2000. Materials ranged from wood in 1840 to gold foil in the early 1900s, then stainless steel and chrome-cobalt mid-century — none with lasting success.



DR. PETER QUINN (LEFT PHOTO) PLACED THE FIRST LORENZ STOCK TMJ PROSTHESIS, WHICH HE DEVELOPED, IN 1995. FDA CLEARANCE IS EXPECTED THIS SUMMER.

In the 1970s, polytetrafluorethylene, the plastic in Teflon, was the material of choice for TMJ disc replacements. The outcome, says Dr. Quinn, was "less than ideal." The prostheses could fragment and cause a foreign body reaction. The FDA recommended that the implants be removed. Next, metal-on-metal prostheses and then replacements with plastic heads and metal sockets had limited success in materials wear and pain reduction.

"As a class, the implants failed," says Dr. Quinn, who started working on the TMJ in the 1970s. "We weren't getting the same results with prostheses currently available to orthopaedic surgeons. There was no safe and effective option for patients with severe or late-stage TMD." Dr. Quinn set out to change that.

Building a Better Mousetrap Starting in 1989, Dr. Quinn pounded the pavement for an orthopaedic company to help create and test the prosthesis he had in mind. It was a tough sell. The prospect of only 1,000 TMJ replacements in the U.S. each year (compared to a half million hip and knee replacements) made the project commercially unappealing.

In the early 1990s, Dr. Quinn got the call he'd been waiting for — Biomet, an international orthopaedic equipment company headquartered in Indiana, had acquired Walter Lorenz Surgical, Inc., a developer of craniomaxillofacial products. The company invited him to start work on a clinical trial. With approval from the FDA and the University of Pennsylvania Institutional Review Board, Dr. Quinn placed the first Lorenz stock prosthesis in a patient in August 1995.

"It follows the gold standard in orthopaedics," says Dr. Quinn. It features a polyethylene socket, a metal condyle made from cobalt-chromium-molybdenum alloy, and titanium alloy screws. All materials have more than 30 years of successful use in orthopaedic joint replacement. Dr. Quinn is the clinician-consultant on the project, and Lorenz-Biomet holds the patent.

The Lorenz stock prosthesis succeeded in clinical trials where others had not: There were no failures of materials.



WITH FDA CLEARANCE, MORE PATIENTS WITH SEVERELY DEGENERATED JOINTS WILL BE ABLE TO BENEFIT FROM THE LORENZ PROSTHESIS. PRESENTLY, DR. QUINN IS ONE OF JUST TWO ORAL AND MAXILLOFACIAL SURGEONS IN THE U.S. WITH EXPERTISE IN IMPLANTING THE PROSTHESIS.

The prosthesis first underwent vigorous biomaterial laboratory testing. Just one example: Machines moved the prosthesis on dry test skulls 10 million times to mimic normal human use.

"I think the materials are extremely sound," says Dr. Quinn. "Because of materials testing, we think this has a much longer lifespan." The oldest Lorenz prosthesis was placed nearly 10 years ago. (The average lifespan of earlier generation prostheses was eight to 10 years. Indeed, many of Dr. Quinn's current TMJ surgeries involve removing old, failed prostheses and replacing them with the Lorenz prosthesis.) Of the 301 Lorenz prostheses placed in 205 patients during U.S. clinical trials, only nine have required removal

for infection or excessive bone formation. There were no mechanical/materials failures.

The researchers measured success by reduction of pain, reduction in interference with eating, and an increase in the maximal incisal opening. Patient satisfaction topped 90 percent. (Helen Giannakopoulos, DDS, MD, Assistant Professor of Oral and Maxillofacial Surgery at Penn Dental Medicine, assists Dr. Quinn with the highly labor-intensive data management of patient follow-ups.)

Dr. Quinn's initial hopes for the prosthesis were modest. "Since this is an orphan medical device, no one was really expecting a huge commercial success," he says. "I just wanted something in my hands that I could use here at Penn since we had no other safe and efficacious alternative."

The Specialist of Choice Dr. Quinn's area of keen interest has long been TMD, now it is nearly his exclusive clinical focus. As a DMD/MD, he is particularly prepared to transform his field's approach to the disorder. Dr. Quinn came directly to Penn Dental Medicine for his DMD after college in 1970. In 1982, on his own initiative, he completed his MD training at the Medical College of Pennsylvania. He joined the Penn Dental Medicine faculty as its only full-time oral and maxillofacial surgeon in 1984, and thus, has had a hand in developing the department

to what it is today: seven full-time oral and maxillofacial surgeons and 18 residents.

"Oral and maxillofacial surgeons are kind of the bridge between dentistry and medicine," says Dr. Quinn. "We brought our expertise on the bite and the occlusion and we then used the ortho expertise in terms of joints. This is a joint where you need dental background and surgical background."

In Dr. Quinn's OR, it is clear who is in charge, and it is equally clear why. An internationally renowned authority on TMJ surgery, he inspires residents with his surgical technique as well. He turns scissors as nimbly and delicately as if he were twirling a flower between his fingers. Dr. Quinn's OR also

means direct experience for his residents. Known for his hands-off teaching style, Dr. Quinn welcomes students as observers. "Anytime they have a break, a day off, they're here with us," he says. "They have an open invitation — they want to see as much as they can."

For TMJ replacements, surgical technique is crucial, says Dr. Quinn. "You need to understand the relationship between the occlusion and this joint. You can't just go in and replace this joint," he says. "It doesn't take much — just one millimeter — to throw your bite off."

Thinking Big, Keeping It Small Dr. Quinn is taking as much care with the future of the Lorenz prosthesis as he took with its development. He is one of just two oral and maxillofacial surgeons in the U.S. with expertise in implanting the Lorenz TMJ replacement. (The other is Douglas P. Sinn, DDS, of

the University of Texas Southwestern Medical Center at Dallas, who worked with Dr. Quinn on the 10-year clinical trial of the prosthesis.)

Dr. Quinn has run training sessions abroad and began training American oral and maxillofacial surgeons in March 2005. Initially, just 20 sites will have approval to implant the Lorenz stock prosthesis, and no surgeon can use it without being trained. With FDA clearance, Dr. Quinn sees greater potential: The ability to extrapolate the number of patients who can benefit from a Lorenz TMJ prosthesis. In his mind's eye, he envisions a better life for patients with severely degenerated joints and believes it is quite possible with this safe and effective implant. **PDJ**

** The patient's name has been changed to protect her privacy.*

tmj The Mysterious Joint

In dental medicine circles, the aphorism is that "TMJ" stands for "The Mysterious Joint." In his *Color Atlas of Temporomandibular Joint Surgery* (Mosby, 1998), Dr. Peter D. Quinn writes: "There is no area of oral and maxillofacial surgery that engenders more discussion and legitimate difference of opinion than that of temporomandibular joint surgery. Because the anatomy, function, and pathology of the temporomandibular joint is clearly the most complex of all the articulations in the human body, the history of therapeutic interventions has been understandably contentious."

The TMJ is distinct from other joints by its mechanics. Other joints rotate in their sockets. When the TMJ moves, it comes out of the socket and moves back in naturally to afford mobility for such natural functions as chewing and talking. The TMJ is also set apart by its function: The human bite is intimately connected with the joint. If a person's joint is off, then her bite is off. And it is usually "her" bite: More than 90 percent of patients with known TMD are women. Theories include collagenopathy

(disorders that affect connective tissue) and a possible hormonal connection.

Some 20 percent of the nation's population is believed to have symptoms of TMD, which include facial pain, a clicking of the jaw, and the grinding of teeth. Since such conservative approaches as physical therapy and mouth guards are generally successful, only six percent of patients with TMD require surgery. The reputation of Penn's TMJ and facial pain program, staffed by Penn Dental Medicine faculty and residents, attracts patients looking for relief from mild to severe TMD symptoms. They are treated by the program's interdisciplinary specialists in oral medicine, oral and maxillofacial surgery, neurology, neurosurgery, rheumatology, otorhinolaryngology, rehabilitative medicine, and anesthesia.

Some 1,800 TMD patients visited the specialists at Penn Dental Medicine's Oral Surgery Clinic and HUP's Department of Oral and Maxillofacial Surgery in 2004. More than 94 percent found relief in non-surgical methods (pain medication, muscle relaxants, bite adjustments, mouth guards, and relaxation techniques). "Most TMD cases can be managed non-surgically," says Dr. Quinn, who co-chairs the TMJ and Facial Pain Program with Martin S. Greenberg (GD'68), DDS, Professor and Chair of the Department of Oral Medicine at Penn

Dental Medicine. "But when you cross that chasm to the surgical population, we have the same options that orthopaedic surgeons have."

Penn Dental Medicine faculty seeing patients with TMD generally prescribe six months of non-surgical therapy before recommending surgery. For patients without relief from non-surgical methods, there is a progression of surgical options:

- **Arthroscopy:** Sixty-five percent of patients respond to this most common surgical avenue, which uses a fiber-optic probe to remove scar tissue and flush the joint. (Oral surgeons first used arthroscopy as a diagnostic procedure, but then Dr. Quinn and his colleagues noticed that many patients felt better post-operatively. He speculates that the saline solution used to clean the joint also reduces inflammation.)
- **Arthroplasty:** Of those not responding to arthroscopy, some 70 percent of patients find relief in this open joint surgery, usually to reposition a locked jaw or remove a perforated disc.
- **Total joint replacement:** For patients who have failed all conservative therapy and procedures, the ultimate solution is total joint replacement. Patients with tumors of the jaw or trauma to the jaw also may be candidates for a total joint replacement.



Feature

Unraveling the Science of
Tooth Enamel

BY JENNIFER BALDINO BONETT

Excitement. It's in the lab and under the microscope. It's in the thrill of discovery and the enthusiasm of eager students. It's in basic science and the potential for life-changing applications.

Excitement is what drives Carolyn W. Gibson, PhD, Professor of Anatomy and Cell Biology, at Penn's School of Dental Medicine. And it shines through. In 2004, Dr. Gibson was named the Distinguished Scientist in Oral Biology by the International Association for Dental Research (IADR).

This prestigious honor rewarded Dr. Gibson's decade of research on the molecular and genetic bases of tooth enamel formation. Her studies of the enamel defect present in Amelogenesis Imperfecta (AI), the most common hereditary disease affecting tooth enamel, have unified scientific thought on the role of amelogenin proteins in the dentition. Her work could lead to the improvement of oral health and quality of life for people who suffer from AI, an enamel deficiency which causes tooth sensitivity, distorted appearance, and tooth loss.

Dr. Gibson gracefully shares her laurels with her Penn Dental Medicine colleagues. "A huge cast of people contribute to scientific discovery," says Dr. Gibson. "Although the IADR award was presented to me as an individual, this recognition reflects a team effort among the members of my laboratory — past and present — and the students who have worked with me."

Thinking in a New Direction Inspired by the contagious passion of her science teachers in high school and college, Dr. Gibson sought a professional environment that welcomed creative solutions to perplexing problems and respected the academic inquiry and time-intensive labor of research scien-

tists. She joined Penn Dental Medicine after completing her postdoctoral work in pathology and molecular biology in 1986. "Penn Dental Medicine is a very fertile ground," says Dr. Gibson. "My colleagues here are an amazing group. They have areas of expertise that complement mine, so I can walk across the hall and get really valuable advice — and that can lead the way to developing a research project. You start to think in that direction."

This exact scenario led Dr. Gibson on her 10-year path to findings about the correlation between the amelogenin gene and enamel formation. "Back in the '70s, there was interest in

My colleagues here are an amazing group. They have areas of expertise that complement mine, so I can walk across the hall and get really valuable advice...

DR. CAROLYN GIBSON

the dental community in trying to figure out the cause of problems in the appearance of teeth," says Dr. Gibson. But it was impossible to confirm that there was a gene mutation: The study of genetics as we know it did not exist. Pathologist John J. Sauk, DDS, and his colleagues at the University of Maryland were the first to categorize AI and consider it an inherited disorder. They published speculative work about a genetic connection in the early '70s.

Fast forward 25 years to Penn Dental Medicine: "In the early '90s, Joel Rosenblum [MD, PhD, Professor Emeritus and then Chair of Anatomy and Cell Biology] and I thought we could determine which gene AI was based on and how it's passed in a family," Dr. Gibson says. "There was already interest in this protein in the Department, so we had been working on the protein for other reasons and decided to go for a new approach."

Dr. Gibson contacted Sauk [now studying oral cancer at Maryland], who readily found a Baltimore family from his original study two decades earlier. Dr. Gibson recounts the



RESEARCH SPECIALIST ZHI-AN YUAN (LEFT) AND PROFESSOR OF ANATOMY AND CELL BIOLOGY DR. CAROLYN GIBSON (RIGHT) REVIEW RESEARCH FINDINGS IN DR. GIBSON'S LAB.

story with a smile, still slightly incredulous at the stroke of good fortune. "The mother of a huge family was willing to have us go to her house. I drove to Baltimore, and got in Dr. Sauk's car with a nurse. We found the mother, took blood, and brought it back to the lab." From the blood sample, Dr. Gibson and her colleagues determined the DNA mutation in the amelogenin gene.

In a true eureka moment, Dr. Gibson found a tiny difference between the sample DNA and a normal DNA sequence: one letter. The sequencing revealed a single errant amino acid in a protein that is 175 acids long. Studies on the children in the family showed the same genetic mutation in those affected with AI; the unaffected children showed a normal DNA sequence. The outcome proved that the amelogenin gene defines function in enamel development. The pleasure of the discovery was coupled with more: "We were able to publish that

advance 25 years after it was originally hypothesized, and that was a very exciting thing," says Dr. Gibson.

Further study of the protein proved challenging: The cells would not grow in culture. "It was a technical

problem," says Dr. Gibson. "Some people have been able to get some of the cell lines to grow in culture, but none is really perfect." Dr. Gibson and her colleagues surmounted the culture problem by developing a mouse model (the species that best mirrors human enamel) with AI by targeting the disruption of the amelogenin locus.

She and her fellow researchers are now testing their hypothesis that amelogenin proteins perform multiple roles during enamel formation, such as regulation of enamel thickness, control of prism formation, and cellular signaling. They are also studying a familial mutation common in people with AI: the truncation of the last part of the protein.

Through her research, Dr. Gibson hopes to help people like Mr. B, a patient who participated in Sauk's original studies. Mr. B agreed to be part of the research if he could receive treatment for AI. His disorder dictated his entire life: Ashamed of his appearance, he lived a solitary existence, worked nights, and had limited social contact. He never smiled. Composite bonding transformed him. His healthy teeth gave him the confidence to seek out new work — day work — and to socialize. He took up art. He fell in love and married.

Reaching the Holy Grail of Dental Medicine Dr. Gibson thinks of Mr. B. and other patients affected by AI when she considers the future of her research and its possible implications. "One of the most exciting things in this area is just starting to be reported," she says. "The amelogenin proteins have some role in making good enamel." That puts dental medicine one step closer to its great ambition: Making new teeth genetically. Says Dr. Gibson: "This is an area where we've always said: 'Wouldn't it be great?' And now we're close."

Equally exciting, says Dr. Gibson, is that the protein appears in other parts of the body, extrapolating its potential. "We are now finding its expression in other tissues," she says. "We have considered it 'an enamel protein' for so long, but we now suspect that it may be doing other things in the teeth [and elsewhere in the body] besides making enamel."

Dr. Gibson frequently consults with researchers in other disciplines, particularly those using mouse models. "Often they see something going on in the teeth that they didn't expect, so they contact me to see how to analyze the tooth phenotype," she says. Currently, Dr. Gibson is collaborating with a researcher in dermatology at the University of Pennsylvania School of Medicine who is studying the development of hair, which is strikingly similar to that of teeth, by looking at tooth development in a strain of transgenic mice.

Inspiring the Next Generation Researchers and students who cross paths with Dr. Gibson are learning from a well-published, well-regarded scientist. Her work has appeared in the *Proceedings of the National Academy of Sciences*, the *Journal of Biological Chemistry*, and *DNA and Cell Biology*. As a co-author, she won the 2002 William J. Gies Award from the American Association

for Dental Research for best paper: "Unique enamel phenotype associated with Amelogenin Gene (AMELX) codon 41 point mutation," published in the *Journal of Dental Research*.

Dr. Gibson's brown eyes sparkle and her face glows when she talks about teaching. As course director of embryology and histology, she is one of the first Penn Dental Medicine professors that students meet. Her course is the initial requirement in their studies. Although she could spend a full semester talking about her research, Dr. Gibson lets the texts do the talking in her classes and reserves a lecture on the molecular biology of tooth development for biochemistry students.

"The Dental students are just fantastic," says Dr. Gibson. "I think the best thing about teaching is when a student comes up to me after a lecture excited about something, or to give me an idea — and very often it's a great idea."

She adds, perhaps recognizing a little bit of her own early curiosity in these up-and-comers: "Students interested in asking questions and understanding how things work, even if

I think the best thing about teaching is when a student comes up to me after a lecture excited about something, or to give me an idea — and very often it's a great idea.

DR. CAROLYN GIBSON

they are not at the top of the class, are the ones who are excited about doing research." Dr. Gibson is laying the foundation for this next generation of hopeful, talented scientists through her own ground-breaking work and building excitement about dental medicine. **PDJ**

A photograph of a middle-aged man with grey hair, wearing a dark pinstripe suit, a white shirt, and a red tie with white horizontal stripes. He is sitting at a large, curved wooden desk. He is holding a pair of glasses in his right hand and has his left hand resting on the desk. The background is a large library with tall wooden bookshelves filled with books. The word "Feature" is written in red serif font in the upper right area of the image.

Feature

New Directions

With fresh ideas, boundless energy, and a love for the School, Chair Dr. Martin Levin and the Board of Overseers are helping to guide Penn Dental Medicine toward a bright future.

BY JULIANA DELANY

From the moment he arrived at Penn Dental Medicine as a first-year student, Martin Levin, DMD, was impressed... with the faculty, with the program, and with his fellow students, "the best and the brightest from all over the world." It was a feeling that would stay with him during his years as a pre- and postdoc-

toral student here and through ten years as a dedicated member of the Penn Dental Medicine Board of Overseers. Now, as the new Chair of that Board, he has set out to help ensure that Penn Dental Medicine continues its tradition of excellence.

As the first practicing dentist to serve as Chair — Dr. Levin (D'72, GD'74) has had an endodontic practice in Washington, D.C. since 1975 — he is eager to make a difference in the institution that has been an inspiration throughout his career. "I want to help the School grow in new directions," he explains. "As a student here, I appreciated the support I felt from each faculty member and administrative person I dealt with, and to this day, I feel they have never stopped supporting me. Now it's payback time — it's my turn to support them."

Ambassadors to the World Amsterdam Dean Marjorie Jeffcoat is grateful for that support. "The Overseers are our ambassadors to the world," she says. "They are critical in helping the world understand what is so special about Penn Dental Medicine. It is a joy to work with Marty, who has such a great level of caring about our students and our faculty."

Penn Dental Medicine's Board of Overseers, which was created in 1972, is not a fiduciary body. Rather, it is a carefully chosen group of not more than 30 alumni and friends of the School who are committed to helping move it forward. Currently, there are 16 members (see sidebar, page 13) whom Dr. Levin describes as "a deeply committed and talented Board. They are a dedicated and imaginative group, who selflessly support the School."

To further its goals, the Board engages in two primary activities: advising and consulting with the Dean on issues of importance to the School, and helping to raise funds to further the School's strategic plan. Because many of its members are involved in industry or private practice, they are well-suited to both apprising the Dean of important changes they see in the field and acquiring financial resources that help Penn Dental Medicine reach its goals.

Statement of Purpose University of Pennsylvania School of Dental Medicine Board of Overseers

The Board of Overseers of the University of Pennsylvania School of Dental Medicine provides volunteer leadership and maintains as its standing charge to embrace the overall mission of the School to be the pre-eminent leader in dental education. The board acts as an advisory resource for the Dean on matters of policy, direction, practice, and effectiveness, while stewarding the historic missions of both the School and the University. It supports the continuous achievement of excellence in matters of curricular development, clinical work, research, admissions, infrastructure, alumni relations, and public relations.

Each board member, selected for their commitment, expertise, and diversity of backgrounds, provides new insights and ideas to the leadership of the School. Each serves as a global ambassador by creating strategic connections and by communicating the School's strengths and needs to all constituencies including students, faculty, alumni, parents, the dental profession, and corporate concerns, as well as to the University's trustees, president, and provost. It is also the responsibility of each board member to play a leadership role in all fund-raising efforts.

This statement of purpose, drafted by a subcommittee of the Board, will be presented for approval by the entire Board at the June 2005 meeting.

"Dr. Levin and the Board serve as a barometer for Dean Jeffcoat on the status of the School in the real world," says Allison Cannady-Smith, Director of Overseers Affairs for the University. "They help ensure that the School continues to graduate top-level students and produce top-level research. They are an invaluable source of advice."

Getting to Work: Plans and Initiatives Penn Dental Medicine's Board of Overseers is less structured than many of the boards of other schools at Penn, most of which have more members and numerous subcommittees. Increasing the size and diversity of the Board and its committee structure is one of the goals of the Board under Dr. Levin's tenure. Dr. Levin hopes that the Board's newly completed statement of purpose (see sidebar, above) — its first ever — will help members better understand their responsibilities and goals, and, as a result,



THE PENN DENTAL MEDICINE BOARD OF OVERSEERS ENGAGES IN TWO PRIMARY ACTIVITIES: ADVISING AND CONSULTING WITH THE DEAN AND HELPING TO RAISE FUNDS TO FURTHER THE SCHOOL'S STRATEGIC PLAN. ABOVE: A BOARD SUBCOMMITTEE MEETING.

better serve the Dean and the School community as a whole. In addition to restructuring and mission planning, Dr. Levin and his colleagues have identified the following short-term goals:

Improved communications within the Dental School: The Board plans to provide support and receive feedback from various groups within the School through a series of "town meetings." The groups targeted for the meetings will be students, faculty and researchers, and postdoctoral residents. By discussing issues of importance to various members of the School community, Dr. Levin hopes to strengthen bonds. "This is an opportunity to allow faculty and students to have a greater voice in managing the direction of the School," he says.

Student and parent outreach: Dr. Levin has established a new tradition of inviting students to pre-Board meeting breakfasts. "We want to hear about their experience at Penn Dental Medicine," he explains, "and become more connected to the student body overall." Taking the concept a step further, he also plans to reach out to parents of dental students by inviting them to form a committee that will review School-related issues of interest to themselves and their children.

Enhanced communications beyond the Penn Dental Medicine community: "The Board is meant to be a bridge between Penn Dental Medicine and the world beyond our School boundaries," notes Dr. Levin. Currently, he says the Board has several members with expertise in business communications, and he hopes to work with Dean Jeffcoat and his fellow board members to recruit more.

Increased community involvement: One of Penn Dental Medicine's goals has always been to improve dental health care in the community surrounding Penn, particularly among

children. "Our goal is to enhance our already robust health care initiatives right in our own neighborhood," explains Dr. Levin. To that end, the Board will continue to support programs such as PennSmiles, through which students visit area schools, providing classroom education as well as clinical care aboard the School's mobile dental van. In addition, it hopes to encourage the ongoing development of new opportunities to reach out to the West Philadelphia community.

Expanded volunteerism at various levels: The Board will strive to engage the help of a new crop of volunteers, especially those willing to lend talent and energy in areas such as giving and student mentoring.

Fresh financial opportunities: "In this area, our aim is to foster new partnerships for successful philanthropy," says Dr. Levin. "We hope to help create new pathways for individuals and groups who are interested in supporting the School further." The Board has a wealth of members whose experience in fundraising and finance has already proven an asset.

Interaction with other boards: In order to share knowledge and increase the usefulness of the Board of Overseers, Dr. Levin will initiate an interchange with similar boards at other schools, both inside and outside of the University. "We will be able to exchange ideas and build on our collective efforts," he explains.

Looking Toward the Future As they begin to get these projects up and running, the Board is also working with Dean Jeffcoat to help fulfill some long-term goals. According to Dr. Levin, these include: fostering increased diversity at the School through expanded scholarship opportunities for disadvantaged and minority students, ensuring the continued



pre-eminence of the School's international program, facilitating capital improvements (including rehabilitation of the Levy and Evans buildings), and continuing to work with Penn Dental Medicine leadership to recruit and retain the world's most outstanding dental faculty by providing competitive compensation.

A Consensus Builder Inarguably, Dr. Levin is enthusiastic about his new leadership role on the Board and the opportunities it affords him to support Penn Dental Medicine and work with colleagues who want to do the same. "I have always strived to be a consensus builder," he explains. "My goal is to empower each of my constituents to do their best...I hope to encourage each Board member to contribute their various talents, so together, we can help to successfully advance the School's mission."

To Dr. Levin, promoting the School comes naturally because he sincerely believes in the School's core values. "Penn Dental Medicine offers an educational process that focuses on lifelong learning," he says. "It teaches students how to continuously assimilate new information to improve patient care." As a result, he says, the School is recognized nationally and internationally as a provider of one of the finest dental educations available: "Our superior faculty is conducting top-notch research and clinical care, making this a world-class experience for every student who walks through the doors of the Schattner Center. We must continue to engage locally and globally, with an emphasis on improving our contribution to patient well-being." It is an experience in which he is proud to play an ongoing role. **PDI**

Penn Dental Medicine Board of Overseers 2004-05

Robert W. Baker, Sr., D'52

Senior Professor of Orthodontics
University of Rochester
Eastman Department of Dentistry

Martin D. Levin, D'72, GD'74

Chair, Penn Dental Medicine
Board of Overseers
Private Practice

Stanley M. Bergman, PAR'02

Chairman, Chief Executive Officer,
and President
Henry Schein, Inc.

Robert P. Levy, C'52

Chairman
DRT Industries, Inc.

Laurence B. Brody, C'52, D'56

President and Chief Executive
Officer
Consolident, Inc.

Zvi H. Muscal

Executive Vice President
Pennsylvania Business Bank

**William W. M. Cheung, D'81,
GD'82**

Private Practice

Bernard J. Poussot

President
Wyeth Pharmaceuticals

Stephen A. Cooper, D'71

Senior Vice President, Global
Clinical and Medical Affairs
Wyeth Consumer Healthcare

Louis E. Rossman, D'75, GD'77

Private Practice
Clinical Professor of Endodontics
Penn Dental Medicine

Linda J. Gilliam, D'89

Private Practice

Adele Kaplan Schaeffer, CW'55

Emeritus Trustee
University of Pennsylvania

Joseph E. Gian-Grasso, C'67, D'71

Private Practice

Robert I. Schattner, D'48

President
Sporicidin International

Frances Bondi Glenn, D'56

President
Children's Dental Research Society

Ex officio Member

Marc B. Ackerman, D'98

President, Penn Dental
Alumni Society
Private Practice

Lawrence Kessler, C'66, D'70

Private Practice

On Campus

NEWS

Penn Dental Medicine Dedicates The Fonseca Gardens

Penn Dental Medicine formally dedicated The Fonseca Gardens — the landscaped terrace and lawn area adjacent to the School's Robert Schattner Center — at a luncheon ceremony on November 5, 2004. The celebration was held in the Schattner Center's atrium, overlooking the Gardens. There, Penn Dental Medicine faculty, Overseers, alumni, and friends gathered to pay tribute to Dr. Robert Schattner (D'48) and his wife Kay, whose gift funded the creation of the Gardens, and to recognize Penn Dental Medicine's former Dean, Dr. Raymond Fonseca, for whom they are named.

"The Fonseca Gardens are everything we could have desired in a space. We are indeed indebted to Kay and Bob Schattner for this wonderful space," said University of Pennsylvania President Amy Gutmann in her dedication remarks. "This is a garden that will be a cherished addition to a School that brings honor and distinction through its teaching, its research, and its clinical practice."

The Fonseca Gardens, completed in May 2004, were created as the final element in developing a unified Penn Dental Medicine campus. The School's Robert Schattner Center — the 70,000-square-foot, state-of-the-art facility that was dedicated in 2002 — links the School's three buildings, and now, The Fonseca Gardens do the same on their exterior. Dr. and Mrs. Schattner, whose leadership gift played a crucial role in the construction of the Robert Schattner Center, made an



Pictured in The Fonseca Gardens at the Nov. 5 dedication are (left to right) Ronald Schattner, son of Dr. and Mrs. Robert Schattner; Dean Emeritus Raymond Fonseca; Amsterdam Dean Marjorie Jeffcoat; and Dr. Robert Schattner and his wife, Kay Schattner.

additional gift to establish the gardens in honor of Dr. Fonseca, who served a 14-year tenure as Penn Dental Medicine Dean from 1989 to 2003.

"The future is now," notes Dr. Schattner, who is also a member of the School's Board of Overseers. "We have met our goal to be an international showplace as we enter the 21st century."

Designed to provide an outdoor space for students, staff, faculty, and special events, the Gardens are bounded by the Schattner Center, the Evans Building, and the Levy Building and accessible from all three. A large, blue-stone terrace, situated directly off of the Schattner Center atrium, is one of the key design elements and features a sculptural fountain, which Dr. and Mrs. Schattner added as a memorial to their parents. As the main seating area, the



University President Amy Gutmann (center) with Dr. and Mrs. Robert Schattner. The Schattners funded the development of The Fonseca Gardens.

terrace is also outfitted with groupings of tables and chairs. Connecting brick walkways run from the terrace along the sides and back of the Gardens, bordered on the interior with planting beds that surround the other focal point — a 105' x 60'-foot lawn in the center of the courtyard. The lawn has been designed to provide ample room for tents, with the goal of creating a versatile outdoor location for events.

"It is a pleasure to have this opportunity to honor Dr. and Mrs. Schattner for their generosity to Penn Dental Medicine and to celebrate this lasting tribute to Dean Fonseca," added Amsterdam Dean Marjorie Jeffcoat, at the dedication. "Gardens are symbolic of what we are as a school and a university. A garden needs tending just as our students, our community, and our curriculum do. We can't grow as a school and a university without tending our garden, and I think Dr. Fonseca set an unprecedented example of tending the student body during his years as Dean. This is an appropriate tribute to him and a generous gift from the Schattners."

ASDA Week Builds Student Awareness, Engagement

The Penn Dental Medicine chapter of the American Student Dental Association (ASDA) helped to further engage students in issues impacting dentistry and the community through ASDA Week. Held November 29 to December 3, 2004, the event included a series of special lectures and programs organized by the School's ASDA members.

This was the second annual ASDA Week, expanded last year from the group's popular ASDA Day.

"With an action-packed week of events, we are able to better illustrate the benefits of an ASDA membership, including legislative lobbying efforts, continuing education, and community service opportunities, while also have many occasions for fun," says ASDA Vice President, Justin Salisbury (D'07), one of the key organizer of ASDA Week. "We wanted an event that would not only reward current ASDA members, but also help to recruit new members."

Highlights of the week's festivities included an American Dental Political Action Committee membership drive; a talk by Amsterdam Dean Marjorie Jeffcoat on current legislative issues; a luncheon and presentation by the

Pennsylvania Dental Association on organized dentistry and practice management; and the ASDA Day vendor fair and raffle. The activities also included a community service program and a number of special social events. Participating in this year's vendor fair on December 2 were Brasseler USA, Dentsply, Designs for Vision, Glen Center Insurance, Heartland Dental Care, Henry Schein, Hu-Friedy, Kaplan, Orascoptic, Pennsylvania Dental Association, PDA Insurance Services, Pfizer, Philips Oral Healthcare (Sonicare), Premier Dental Products, Procter & Gamble, SurgiTel, US Air Force, US Army, Ultradent, and Zeiss Optical.

The community service program was a new addition to this year's ASDA Week and involved two visits to West



As part of ASDA Week activities, Penn Dental Medicine students visited area schools to talk about the dental profession and oral health topics. Among the participants were third-year students Shalin Shah, ASDA President; Asif Lala; Mita Parikh; and Kalpana Madhavan (left to right).

Philadelphia's Sayre School — on December 3, when Penn Dental Medicine students discussed the dental profession and oral health topics with middle and high school students, and on December 9, when they returned for a family night event, providing oral health screenings and referral information for students and their parents. As a follow-up to this outreach, Penn Dental Medicine students returned to the Sayre School in January to help the students create an oral health education publication, which will be produced for them to take home and share with their families.

"We wanted to design a program that would have impact beyond just a single visit to the classroom, so we decided to do a publication that would not only get the students actively involved in the subject matter, but also enable us to reach out to the parents and siblings," says ASDA President Shalin Shah (C'99, D'06), who organized the community outreach event. "Incorporating community outreach provides more opportunities for our students, and more importantly, reflects the initiatives of the ADA and ASDA on a national level. It was a great success as was the entire week."

Outreach Breaking Down Barriers to Care

Through its active outreach efforts, Penn Dental Medicine is helping to break down the barriers to care for community members whose oral health is among the most vulnerable — those individuals affected by HIV and AIDS. Since March of last year, Penn Dental Medicine faculty, students, and staff have participated in 35 programs targeted to those impacted by HIV, providing oral health education, evaluations, and referral services to approximately 535 individuals at community sites throughout the Philadelphia region. The program, which began its fifth year on March 1 and has served nearly 1,400 individuals in its four-year history, is a collaborative initiative between the School's Department of Oral Medicine and the Division of Community Oral Health in the Department of Preventive and Restorative Sciences.

"This outreach was an outgrowth of the School's treatment program for medically complex patients and that interface continues to be strong," says Dr. Thomas Sollecito (D'89, GD'91), Associate Professor of Oral Medicine and Associate Dean for Academic Affairs, who administers the program with Dr. Joan Gluch, Director of Community Health. The program is funded through the U.S. Department of Health and Human Services' Health Resources and Services Administration.

"We are breaking down barriers to care by actually going out to local service agencies and reaching people who previously didn't know how or where to get the treatment they need," says Dr. Sollecito. "There is no question that we are seeing more patients in our Oral Medicine Clinic as a result of this outreach." Dr. Sollecito adds that because this program works hand-in-hand with the School's treatment grants, resources are available to provide care to individuals who may otherwise not be able to afford it.

This year's 35 programs took place at 24 different agencies that serve diverse audiences impacted by HIV; each program routinely features small group presentations by three or four individuals from Penn Dental Medicine. "Our educational program involves a pre- and post-test about the clients' knowledge of oral health, a brief oral assessment, and information on the best ways to seek dental care," explains Dr. Gluch. "In small group and one-on-one sessions, we get to really talk to the clients, answer their questions, and allay any fears they may have about dental care. We emphasize that oral health is an essential part of general health, and thus, their health care must include visits to see the dentist. Our main goal is to get these individuals the care they need."

Along with faculty and staff from the Oral Medicine and Preventive and Restorative Sciences departments, predoctoral students and Oral Medicine postdoctoral residents also participate in the outreach program. In addition to Drs. Sollecito and Gluch, the key faculty and staff involved in the program include Dr. Andres Pinto (D'99, GD'01), Dr. Sara Simpser-Rafalin (D'81), and Joann Danik of the Department of Oral Medicine, and Dr. Peter Berthold (D'83), Dr. Ann Slaughter, Bryan Cole-Smith, and Mary Frances Cummings of the Department of Preventive and Restorative Sciences.

Program plans for this year include expanding the outreach even further to specific subpopulations at risk, targeting either the Asian or Russian communities with materials in their native languages. In addition, plans call to increase the number of programs completed in Spanish, which were first introduced two years ago. Dr. Sollecito notes that they also hope to build upon the educational outreach to the non-dental healthcare providers at several participating agencies, which was added to the program two years ago to help familiarize them with oral pathologies related to HIV.

"We've found that the individuals we are reaching through this program are truly an underserved population — many have not been able to get the dental care they need," adds Dr. Gluch. "So, it really is a privilege to be able to connect these clients to the School's resources, where they can receive specialized treatment that is sensitive to their needs."

Students Form Implant Study Group

Students are sharing their knowledge and building their skills in implant dentistry through a new study group, developed by two postdoctoral students to support and encourage third- and fourth-year predoctoral students. Dr. Daniel Kubikian (D'01) and Dr. Jay Laudenschach (D'02), who are both residents in the School's periodontics and periodontal-prosthesis programs, organized the group, which met for the first time in November. They have gathered twice a month since, garnering great response from students.

"The goal in setting up this program was to give students an opportunity to share cases with their classmates and offer basic guidelines and creative solutions," says Dr. Kubikian. "We've had tremendous interest. There have been approximately 20 students at each meeting, and students usually come early and stay late."

While the specific format of the meetings varies, they are designed to encourage student participation and an active exchange of ideas. Drs. Kubikian

and Laudenschach typically present cases they have completed, followed by an open discussion with questions from the students. Students are also asked to make presentations on given topics that relate to the clinical work Drs. Kubikian and Laudenschach have done in their postdoctoral programs. Meeting topics have included treatment planning, diagnosis, single-tooth implant restorations, complex-case restorations, and an introduction to various implant companies and restoration design.

The group's first official speaker was Amsterdam Dean Marjorie Jeffcoat, who spoke on diagnosis and treatment planning at the February 17 meeting. "We plan on continuing to meet twice a month to discuss cases, and hope to bring in other speakers as well," says Dr. Kubikian. "We look forward to helping students make the most of their time at Penn Dental Medicine by offering this opportunity outside a formal setting to educate themselves and each other."

Students Crossing Many Borders in International Externship Program

Penn Dental Medicine students continue to cross many borders through the School's international externship program. Now in its fifteenth year, the program has grown to offer students a choice of 30 sites in 23 countries. This year, 40 fourth-year students completed externships in 14 different countries, and as of press time, 35 students had applied for the 2005–2006 academic year.

Earning credits toward their hospital rotation requirements, participating students report that they not only learn about oral health practices in other countries, but also gain valuable cultural and interpersonal lessons as well. Though the specific structure of the three- to four-week externships varies with the location, in general, students observe and assist in oral health care delivery through clinical rotations and seminars. In a few sites, they also get hands-on clinical experience.

"This year, we sent students to Ghana for the first time," says Dr. Naty Lopez, Assistant Dean of International Relations, who coordinates the externship program. "Over the years, we've added several sites in developing countries, which are important in students' understanding of the underserved population in the United States." Traveling to Ghana in January were Sandra Finegan (D'05) and Heather Dagrosa (D'05).

So what is the typical day in the life of an international extern? According to Ms. Finegan, it can be quite an adventure. "We would start our day with a 25-minute walk to the school, and in a remote area with no street signs, it took us the first week to really get our bearings," she recalls. She and Ms. Dagrosa stayed in the international hostel affiliated with the school, which served as home to mostly medical students from throughout Africa, who were attending school there full time.



Sandra Finegan (D'05, left) and Heather Dagrosa (D'05), completed an externship in Ghana. Among their regional travels was a visit to a rain forest, where they walked the canopy on rope bridges.

Along with the dental school, which has 16 to 18 students in each class, the University of Ghana included medical, midwifery, and dental hygiene schools.

Four days a week they rotated through different departments — oral surgery, pediatrics, and restorative — observing the residents working in the

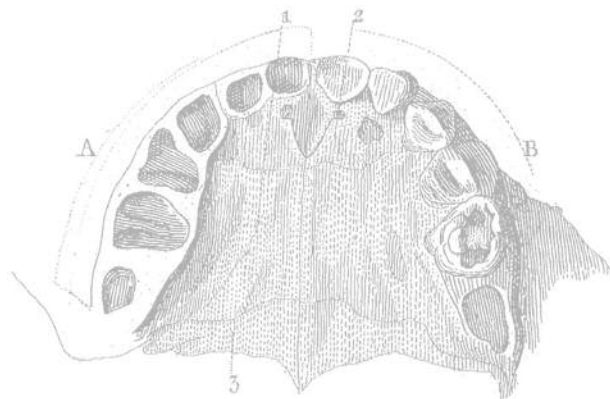
clinics. Fridays were free to explore and travel in the area. "They treat much more on an emergency basis than we do here. They have so many patients to see that most end up leaving with a temporary filling and are told they must come back to complete the care," says Ms. Finegan.

"Culturally, oral care is at a totally different level of awareness — the idea of going to a dentist for preventive treatment isn't part of what they traditionally do."

In terms of differences in the academic program, she notes that the dental students at the University of Ghana spend their first two years in the same classes as medical students and are also required to do rotations in general surgery. "They have to be able to do non-dental surgeries," she adds. "And in fact, they do all the same medical rotations as the medical students with the exception of ob-gyn."

Given the remote location, Ms. Finegan and Ms. Dagrosa spent most of their free time in the local area, getting to know other students and residents. However, they did get to do some traveling in the region, the highlight of which was a visit to Kakum National Park, where they walked the rain forest canopy on rope bridges. Overall, Ms. Finegan says the experience is one she highly recommends to other students and one she eagerly anticipated.

"The opportunity to pursue an international externship is one of the things that excited me about attending Penn Dental Medicine," she notes. "And I'm glad I chose a site that was so culturally different." She also hopes this won't be her last time in Ghana; she plans to keep in touch with the people she met and would like to visit again, adding "I would love to go back and volunteer at some point."



Work on New Orthodontic Clinic Set to Proceed

Penn Dental Medicine will soon add another state-of-the-art facility to its clinical care resources with the new Brainerd Swain Clinic in the Reid Department of Orthodontics. Plans are set to move ahead with construction of this project in early summer with anticipated completion by early spring 2006. The new clinic will be nearly double the square footage of the Department's existing clinical space, enhancing both the educational and treatment environment.

"The alumni, faculty, students, staff, and friends of the Reid Department of Orthodontics are extremely excited about the new clinic renovation," says Dr. Robert Vanarsdall, Department Chair. "The new clinic design will facilitate student education, increase clinical production, and provide space for clinical research." Nearly \$3 million has been raised to turn this vision into reality. The Department has been named in honor and memory of former faculty member Paul V. Reid, who along with his wife Ellie, provided over \$1 million in an estate gift to help complete the clinic renovation.

The clinic itself is named in memory of Dr. Brainerd Swain, a highly respected clinician and educator who was part of the Penn Dental Medicine faculty for more than 30 years. This new facility will feature 19 chairs and be outfitted with state-of-the-art equipment, including computer capa-

bilities in each operatory that will allow for the future introduction of digital radiography and chair-side patient charting. In addition, the treatment areas will be designed to provide added privacy for patients and students. The space will also include a consultation room, an expanded patient waiting area, a more functional reception/business office, and a faculty and student locker room.

Lighting will be another key design feature of the clinic with natural light playing a significant role in creating a bright and open atmosphere. The clinic will expand into the area that once housed the School's pediatric clinic to occupy the entire southwest corner of the Thomas Evans Building's second floor. Thus, the original 10-foot windows on the south side of the Building will border the clinic, allowing light to flood the space.

Clinical care and instruction will be uninterrupted throughout the construction through the use of an alternative treatment area that is being set up on the third floor of the School's Robert Schattner Center. This space will include 12 chairs and be fully equipped for complete treatment needs. "There won't be any down time, since we will be able to move operations seamlessly from the old clinic to this alternative area and then back to the new space when it is completed," explains Tom Freitag, Associate Dean for Finance and Administration. "We plan to keep this alternative treatment area in tact so it will be available as we move forward with other clinic renovations in the future."

Eagerly anticipating the construction of the new orthodontic clinic, Dr. Vanarsdall adds that "all members of the Department have worked very hard to create a facility that should set a standard of excellence for years to come."

Philadelphia to Host ADA Annual Session

This fall, the American Dental Association (ADA) will come to Philadelphia for its annual session, and Penn Dental Medicine will be opening its doors to attendees from throughout the country. The ADA's 146th Annual Session and Technical Exhibition will be held October 6 through 9 at the Pennsylvania Convention Center, and a host of the meeting's educational programs and workshops will be held in the School's clinics and classrooms. Be sure to visit the ADA web site, www.ada.org, for information on the program as it is developed.



School Revises Logo

The School has revised its logo from "Penn Dental" to "Penn Dental Medicine." The logo continues to maintain the identity standards established by the University in 2003, when it introduced a new, consistent graphic program for all its schools. However, "Medicine" was added to better reflect the School of Dental Medicine's focus and emphasis.

Penn Dental Medicine Reaching Out To Minority Youth

Science teacher James Kennedy (center), pictured with students Josephine Garban, Frances Uwadia, and Sharleen Van Am (left to right) of Philadelphia's Abraham Lincoln High School, was one of seven oral health activists recognized by the Friends of the National Institute for Dental and Craniofacial Research at their Annual Awards Gala on December 6. At the event, Amsterdam Dean Marjorie Jeffcoat presented Mr. Kennedy with the Dentsply Harold Slavkin Oral Health Science Education Award, and on an ongoing basis, his students are among the many that Penn Dental Medicine is exciting about dentistry through its Department of Minority Affairs' Short Term Enrichment Program (STEP).



Established in 2002, STEP brings minority high school students to Penn Dental Medicine to learn about dental careers and oral health. The STEP participants, who are teamed with minority students at Penn Dental Medicine, come to the School for three days during the summer, observing in the clinics and participating in a variety of discussions and hands-on workshops. As a follow-up, participating students and their parents are invited to come back to the School six months later to talk further about the opportunities dentistry offers. "STEP has made a lot of progress in introducing the dental profession to minority children who may have never considered it otherwise," says Dr. Rose Wadenya, Director of Minority Affairs. "We added to the program this year by having our students also go out to area high schools and talk to students there." Penn Dental Medicine students made their first visit in February to the Philadelphia High School for Girls.

Plans are set to launch another new phase of the program this summer, which will match STEP students with minority alumni working in the region. "A major factor in the low numbers of under-represented minorities in dentistry is a lack of role models," adds Dr. Wadenya, "so, we are working to build those much-needed mentoring relationships."

On Campus

PEOPLE

Students Named to Matthew Cryer Honor Society

Students from the Class of 2006 have been recognized for their academic achievements as the latest inductees to the Matthew Cryer Honor Society. Membership in the Cryer Society is the highest scholastic honor conferred to Penn Dental Medicine students, and is awarded to the top 10 students in each class as determined by the general order of merit at the completion of their second year. This year, 11 students were selected due to a tie in their grade point averages.

Established in 1912 in honor of Dr. Matthew Cryer, a Professor of Oral Surgery, the Cryer Society's major purpose is to acknowledge and honor the academic achievements of students at Penn Dental Medicine and to serve as a resource in the process of introducing prospective students to the School. The students selected for membership in the Matthew Cryer Society this year include Nathan Adams, Kristopher K. Bennion, Lisa M. Blickley, Julie E. DeSimone, Larissa E. Freytag, Jung E. Huh, Sang Y. Kim, Elizabeth R. Lucke, Serban Nicolaescu, Joorok Park, and Baker Rawlins II.

16 Penn Dental Medicine Students Earn Academic Scholarships

In recent months, 16 Penn Dental Medicine students were awarded academic scholarships, earning support toward their dental education through 10 different programs. The selection criteria ranged from academic performance and financial need to community involvement, and personal career objectives. The scholarship programs and recipients included the following:

ADA Minority Dental Student Scholarship — offered to rising sophomores from underrepresented ethnic groups (African American, Hispanic, or Native American). *Recipients:* Monica Haynes (D'07) and Lena Turner (D'07)

ADEA/Listerine Preventive Dentistry Scholarship — given to dental students who have demonstrated academic excellence in preventive dentistry through community service activities and achievements. *Recipient:* Elizabeth Prada (D'06)

Comprehensive Dental Faculty Development Program (CDFDP) — offered through Baylor College of Dentistry, to facilitate advanced training and career development of students interested in entering a career in academic dentistry. Recipients commit to teach one year for each year of financial support provided during the program. *Recipient:* Christopher Rawle (D'05)

National Health Service Corps — offered to students in return for their commitment to work in an underserved area after graduation. Recipients work one year for each year of scholarship support, which includes payment of tuition, fees, and books, along with an annual stipend. *Recipients:* Ajikwaga Felli (D'08) and Sarah Yoon (D'07, second year of a four-year award)

New Era Dental Society Scholarship — awarded by the Greater Philadelphia Chapter of the National Dental Association to active members of the Student National Dental Association. *Recipient:* Maureen Poux (D'07)

Philadelphia County Dental Society Scholarship — open to third- and fourth-year students who are active members of the American Student Dental Association. *Recipients:* Sara Kim (D'06), Brian Nguyen (D'06), Alma

Payumo (D'06), Derek Sanders (D'06), and Ryan Tamburrino (D'06)

Raymond Joseph Harris Educational Fund — available to Christian men who are pursuing a professional degree. *Recipients:* Richard Kim (D'06) and Tuan Hoang (D'05)

Drs. Samuel R. and Louis E. Rossman Endowed Scholarship Fund in Endodontics — provides financial support to an outstanding resident in endodontics at Penn Dental Medicine, who is a graduate of the dental school at either Temple University or the University of Pennsylvania. *Recipient:* Dr. Jason Gee (D'04)

RYU Family Foundation (RFF), Inc. Scholarship — open to Korean students with an overall GPA of 3.5 or higher. *Recipient:* Sara Kim (D'06)

William Goldman Foundation Scholarship — offered to students who have completed one year of graduate study and demonstrated potential for future contributions to the Philadelphia community. *Recipients:* Sang Kim (D'06) and Ryan Tamburrino (D'06)

Dr. Phoebe Leboy to Retire

Dr. Phoebe Leboy, Professor of Biochemistry, will retire effective June 30. Dr. Leboy has been part of the Penn Dental Medicine faculty since 1965. She was the first woman to achieve the rank of



Dr. Phoebe Leboy professor at the School, named to that position in 1976. Dr. Leboy served at Chair of the Department of Biochemistry from 1992 to 1995, and

during her tenure here, she has been active on many University-wide committees, including having served as Chair of the University Faculty Senate.

"Phoebe has quite simply been an exceptional colleague; she is the consummate teacher, scientist, mentor, and advocate for women throughout the University," says Dr. Sherrill Adams, Chair of the Department of Biochemistry. "I believe that her most enduring legacy is that she has not only trained young women scientists and provided a role model for them, but also created an environment where they can thrive and carry on her work, encouraging future generations of young women scientists."

Drs. Sunday Akintoye, Faizan Alawi Receive Rabinowitz Research Award

Dr. Sunday Akintoye, Assistant Professor of Oral Medicine, and **Dr. Faizan Alawi**, Assistant Professor of Pathology, were both recognized for their research activities as this academic year's recipients of the Joseph and Josephine Rabinowitz Award for Excellence in Research. Presented annually, this award was created last year by Dr. Joseph Rabinowitz, Emeritus Professor of Biochemistry, and his wife, Josephine, to promote independent research among junior faculty. The award winners were selected from nominations submitted by the School's department chairs to Dr. Bruce Shenker, Associate Dean for Research, and selected by a faculty Advisory Panel.

"It is a great honor to be a co-recipient of the Joseph and Josephine Rabinowitz Award," says Dr. Akintoye. "It demonstrates the School's support for the research programs of its own faculty." Dr. Akintoye was selected for his work on a project titled *Skeletal Site-Specific Response of Human Bone Marrow Stromal Stem Cells to Irradiation and Preclinical Therapeutic Applications in Osteoradionecrosis*. Dr. Akintoye explains that osteoradionecrosis is a major complication of



Dr. Sunday Akintoye (left) and Dr. Faizan Alawi winners of the Joseph and Josephine Rabinowitz Award for Excellence in Research.

oral cancer radiotherapy that can compromise patients' oro-facial function and diminish their quality of life. "The goals of this project are to understand site-specific radiation-induced changes in human bone marrow stromal stem cells and develop new treatment modalities for osteoradionecrosis using grafted, *ex vivo*-expanded bone marrow stromal stem cells from different skeletal sites," says Dr. Akintoye, who ultimately hopes to translate the findings into clinical protocols to treat patients with osteoradionecrosis.

"Dr. Akintoye's groundbreaking work has the potential to make a major contribution to the management of patients with osteoradionecrosis of the bone and other diseases which are presently very difficult to treat," observes Dr. Martin Greenberg (GD'68), Chair of the Department of Oral Medicine. "I am very pleased that the Rabinowitz Award will be used to help support this important work."

Dr. Alawi was recognized for his research on a project titled *Telomere Maintenance in Oral Epithelial Cells*. Through it, he is investigating the hypothesis that the loss of normal function of the genes that control telomere lengths contributes to the pathogenesis of sporadic oral cancer. Dr. Alawi explains

that a number of studies have now shown that short telomeres and chromosomal instability may play a role in both the development and clinical progression of oral cancer. "Identifying biologic markers that increase susceptibility to these complex chromosomal aberrations will greatly enhance our understanding of the pathogenesis of oral cancer," he notes.

"Oftentimes, interesting hypotheses are proposed, but the funds to implement research aimed at answering them are lacking," continues Dr. Alawi. "Through the generosity of Dr. and Mrs. Rabinowitz, I now have the resources to start answering some of the questions that I have proposed in my project. This award is a clear reflection of the commitment this school and its faculty have made to supporting and advancing oral and dental research."

Volunteer Faculty Support Penn Dental Medicine with Time, Talents

Penn Dental Medicine has a corps of nearly 90 volunteers who are sharing their time and talents as a vital part of the School's faculty. They can be found on the faculty rosters of nearly every department, and in fact, these unsalaried members make up approximately 38% of the part-time faculty who teach at the School on a regular basis. "The volunteer faculty members make an invaluable contribution to Penn Dental," says Amsterdam Dean Marjorie Jeffcoat. "By generously giving of their time in the clinic and the classroom, they help to ensure that the School reaches its educational goals, while also enriching our students' learning experiences on many levels."

Every other Friday, one such member of the faculty, Dr. Edwin Zimmet (D'70), a Clinical Assistant Professor of Restorative Dentistry, travels from Washington, D.C. to instruct students

on a recent addition to the School's educational resources and one he helped to acquire — the operating microscope. In September, Global Surgical Corporation donated two operating microscopes to Penn Dental Medicine for use in teaching students how to apply this new technology to restorative dentistry. One microscope is set up in the School's virtual reality lab for preclinical instruction and the other in the Main Clinic for use when providing clinical care.

Dr. Zimmet, who has been using the microscope in his downtown-D.C. practice for more than five years, connected Penn Dental Medicine with his contacts at Global to make this donation possible and has been teaching restorative dentistry with the new microscopes since they were given this fall. On his days at Penn Dental Medicine, Dr. Zimmet spends the morning working with first-year students in the virtual reality simulation lab and the afternoon in the Main Clinic, introducing fourth-year students to the microscope at chair-side.

All first-year students are now being required to complete rotations on the virtual reality simulation unit that features the microscope. "Like any new technique, working with the microscope involves a learning process that takes time," says Dr. Zimmet. "By introducing it to all first-year students, the goal is that they will be comfortable with the technology by the time they progress to the clinic." A research study was recently launched to begin measuring the impact of the microscope on psychomotor skill development. Dr. Zimmet is working with Dr. Margrit Maggio (D'87), Director, and Dr. Riki Gottlieb, Co-Director, of the Simulation Lab, to track and compare the rate of learning among 18 first-year students, who are doing preparations using the microscope.

"I see the microscope as the wave of the future in restorative dentistry," says Dr. Zimmet, who helped to found the Academy of Microscope Enhanced Dentistry, a new member organization that will have its fourth meeting in November. "To stay at the top of the field, it is important that as practitioners we continue to learn the latest techniques and technologies and the same is true in preparing students to enter the profession." While this type of microscope has been used in endodontics for quite some time, Dr. Zimmet observes that this technology is being used more and more in restorative dentistry as the benefits of

illumination and magnification are being recognized, and he is enthusiastic about its potential.

It is Dr. Zimmet's enthusiasm for learning and sharing and dentistry overall that motivates him to volunteer his time to the School. "I see this as an important donation to my School and profession. I love what I do and want to share that with students," says Dr. Zimmet. "Plus, having the opportunity to be involved with young men and women who are vibrant, inquisitive, and excited about dentistry, reinforces what I do."

Faculty, Staff Honored for Years of Service

Penn Dental Medicine faculty and staff were honored for their years of service to the University during a special recognition program held at the School on February 7. Amsterdam Dean Marjorie Jeffcoat presented service awards to individuals who have been with the Penn community for 40, 30, 25, 20, 15 and 10 years. "Long-term faculty and staff make an essential contribution to our shared goals, especially during times of change," said Dean Jeffcoat at the event. "It is one of my priorities to recognize and celebrate this loyal group of associates." The award recipients included the following:

40 Years

Dr. Gary Cohen, Microbiology

30 Years

Sophie Luzecky, Fiscal Operations

Dr. Samuel Yankell, Periodontics

25 Years

Dr. Sherrill Adams, Biochemistry

Dr. Peter Berthold (D'83), Preventive and Restorative Sciences

Barbara DelRegino, Orthodontics

Patricia Fells, Dental Care Network

Inez Henderson-Purnell, Orthodontics

Dr. Anna Kornbrot (D'79, GD'82),

Oral Surgery and Pharmacology

Pamela Lewis, Dental Care Network

Christine McMahon, Dental Care Network

Viola Privette, Clinical Affairs

Dr. Farshid Sanavi (D'87, GD'95),

Periodontics



Dr. Edwin Zimmet, Clinical Assistant Professor of Restorative Dentistry (left), volunteers his time teaching the use of the operating microscope in restorative dentistry. Working here in the preclinical simulation lab with Madeline Goodman (D'o8).

20 Years

Michael Boccacino, Insurance
Carol Ann Donnelly, Periodontics
Dr. Peter Greco (D'79, GD'84),
Orthodontics
Barbara Holmes, Periodontics
Dr. Charles Kosteva, DMD Selectives
Dr. Umberto Kucich, Anatomy and Cell
Biology
Dr. Chern Lai, Periodontics
Terry McKay, Pathology
Dr. Peter Quinn (D'74, GD'78), Oral
Surgery and Pharmacology
Charlotte Richards, Anatomy and Cell
Biology
Dr. Francis Smithgall (C'79, D'83),
Preventive and Restorative Sciences

15 Years

Dr. Paul J. Batastini (GD'72),
Orthodontics
Bharat Chauhan, Clinical Affairs
Dr. Guy Coby (GD'87, GD'90),
Orthodontics
Dr. Beverly Crawford, Dental Care
Network
Monique Dickens, Dental Care Network
Christopher Filippone, Information
Services
Dr. Raymond Fonseca, Oral Surgery
and Pharmacology
Janice Kelley, Endodontics
Dr. Naty Lopez, International Programs
Dr. Stephen Rounds, Preventive and
Restorative Sciences
Dr. Steven Weinberg, Preventive and
Restorative Sciences
Dr. Douglas White (D'85, GD'88),
Orthodontics

10 Years

Dr. Zahra Afsharzand, Preventive and
Restorative Sciences
Dr. Arlene Dannenberg Bowes (D'77),
Preventive and Restorative Sciences
James Carman, Preventive and
Restorative Sciences
Joann Danik, Oral Medicine
Colleen Day, Dental Care Network
Dr. Scott DeRossi (D'95, GD'97),
Oral Medicine
Regina Diamond, Oral Medicine
Dr. Michael Glick (GD'88), Oral
Medicine

Dr. Howard Goldstein (D'90),
Preventive and Restorative Sciences
Lamar Hammet, Preventive and
Restorative Sciences
Shireen Holloway, Dental Care Network
Dr. Jeffrey Levin (D'91, GD'99),
Endodontics
Gilbert Lewis, Clinical Affairs
Kathleen Mason, Clinical Affairs
Dr. William Octave, Preventive and
Restorative Sciences
Dr. Vicki Petropoulos, Preventive and
Restorative Sciences
Dr. Alan Polson (D'94), Periodontics
Dr. Anne Polson (D'02), Periodontics
Charlene Ziegler, Dental Care Network

Penn Dental Medicine Adds to Development Team

Penn Dental Medicine is pleased to
welcome **Joshua E. Liss** as its new
Director of Annual Giving and Alumni
Programs. Named to this post in
January, Mr. Liss comes to Penn
Dental Medicine from Penn's School
of Veterinary Medicine, where he
served as Director of Alumni Relations
and Annual Giving since 2000. Prior
to joining the University, Mr. Liss



Joshua E. Liss

worked in develop-
ment at Ursinus
College. He is a
1992 graduate of
Indiana University
of Pennsylvania.

"I look for-
ward to working
with Penn Dental
Medicine's alumni
and friends to

increase their involvement and sup-
port," says Mr. Liss. "Their contribu-
tions, which can take many different
forms, sustain Penn's pre-eminence in
dental medicine."

Working in collaboration with
Associate Dean for Development and
Alumni Relations Jim Garvey, Mr. Liss
manages all annual giving efforts and
alumni events. He can be reached at
215-898-8951 or lissj@dental.upenn.edu.

Penn Dental Medicine Names New Associate Dean for Academic Affairs

Dr. Thomas Sollecito (D'89, GD'91),
Associate Professor of Oral Medicine at
Penn Dental
Medicine, has been
named the School's
new Associate Dean
for Academic
Affairs, succeeding
**Dr. Judith
Buchanan**, who
held the post for
the past eight years.
Dr. Buchanan has



Dr. Thomas Sollecito

accepted a new position with the
University of Minnesota School of
Dentistry as its Associate Dean for
Academic Affairs. "Judith's leadership
and vision have had a tremendous
impact on Penn Dental Medicine. We
wish her the very best as she moves to
Minnesota, and we do the same to Tom
as he takes on this new role. He too
brings a strong commitment to the
School and our academic goals," says
Amsterdam Dean Marjorie Jeffcoat.

Dr. Sollecito, whose appointment
was effective in February, brings a long
history with Penn Dental Medicine to his
new role. A DMD and Oral Medicine
postdoctoral graduate of the School, he
has been a member of the Department of
Oral Medicine faculty since 1993, serving
as an Associate Professor since 2003.
During his time with Penn Dental
Medicine, he has also served as Director
(1998–2003) and Associate Director
(1993–1998) of the Oral Medicine
Residency at the Hospital of the
University of Pennsylvania (HUP),
Director of Hospital Dental Education
for the Oral Medicine Service at HUP
(1993–2002), and Director of the Penn
Dental Medicine Oral Medicine Clinic
(2001–2004). From 2002 to 2004, Dr.
Sollecito was also Chief of Penn Dental
Medicine's Oral Medicine Service.

Dr. Sollecito notes that his initial
priorities in his new role include plan-
ning for a curriculum retreat scheduled
for this summer and to begin working
on issues related to the School's

upcoming accreditation in 2007. "I view this role as being the chief academic officer of the School," says Dr. Sollecito. "And, I am looking forward to working in this new capacity to further the educational goals of the School and our students."

During her tenure with Penn Dental Medicine, Dr. Buchanan was responsible for instituting the School's competency-based curriculum and played a major role in its successful re-accreditation in 2000. Among other key initiatives, Dr. Buchanan also introduced Penn Dental Medicine to the use of virtual reality-based technology in preclinical instruction through the development of the School's simulation lab, which now at 15 units is the country's second largest. As Associate Dean for Academic Affairs at the University of Minnesota School of Dentistry, Dr. Buchanan will have oversight of predoctoral admissions, student affairs, and academic affairs, as well as the school's postgraduate and dental hygiene programs. Her new appointment was effective in April.

Restorative Sciences, International Departments Change Leadership

Penn Dental Medicine recently announced a change in leadership in its Department of Preventive and Restorative Sciences and Office of International Relations. **Dr. Peter Berthold (D'83)**, who has led both for 18 months and 16 years, respectively, will begin a year's sabbatical in July at WHO in Geneva and then move on to a new position with the University of Minnesota. "We wish Dr. Berthold well in his future endeavors and thank him for his many years of valuable service to Penn," says Amsterdam Dean Marjorie Jeffcoat.

Dr. Berthold has been employed by Penn Dental Medicine for over 26 years and has been part of the School's restorative faculty for 22 years, serving as a Professor of Restorative Dentistry

since 1993. Since 1990, he has also been Associate Dean of International Relations and established the well-recognized Program for Advanced Standing Students in 1986 and the School's WHO Collaborating Center in Oral and Infectious Disease in 1997. At the University of Minnesota, Dr. Berthold will be Professor of Health Ecology and will work on local and global oral health issues for both the School of Dentistry and the University.

Named as acting Co-Chairs of the Department of Preventive and Restorative Sciences are **Drs. Alan Atlas (D'86)** and **Najeed Saleh (D'94)**. Dr. Atlas has been a Clinical Assistant Professor in the Department since 1998. He is actively involved in the development of dental implant clinical research studies at Penn, focusing on criteria for immediate loading in the partially edentulous patient. Dr. Atlas is also a visiting lecturer for the University of Buffalo School of Dental Medicine and maintains a private practice in esthetic and restorative dentistry in Philadelphia.

Dr. Saleh has been a Clinical Associate Professor of Restorative Dentistry at Penn Dental Medicine since 2000; he also holds a staff position at the Hospital of the University of Pennsylvania. Dr. Saleh received his DMD and prosthodontics training from the Hebrew University School of Dental Medicine and was on the faculty there from 1979 to 1990, teaching prosthodontics at both the undergraduate and graduate levels. He also holds a DMD (1994) from Penn Dental Medicine. Dr. Saleh maintains a private practice in Bryn Mawr, Pa., with a focus on fixed and implant prosthodontics and esthetic dentistry.

Appointed to oversee the School's Office of International Relations is **Dr. Uri Hangorsky**, Associate Dean for Clinical Affairs. This office is responsible for the Program for Advanced Standing Students, through which foreign-trained dentists can earn their DMD, and the International Externship Program. Dr. Hangorsky, a Clinical Associate Professor of Periodontics, has been part of the Penn Dental Medicine faculty since 1980.

aca

alumni council on admissions

- functions as an on-campus resource answering questions about the Penn application process for alumni children and grandchildren
- offers on-campus interviews during the admissions process for legacy applicants once they have completed the 11th grade



Please remember:

- The best use of the alumni tie is to apply Early Decision.
- Applicants who would like an on-campus interview with the Alumni Council should plan to complete it before application deadlines (Early Decision—Nov. 1, Regular Decision—Jan. 1).

Please call 8 weeks in advance.

- We encourage you to arrange your interview during the summer months before you complete your application.



Penn

alumni council on admissions Please contact our office with any questions you may have.

E. Craig Sweeten Alumni House Philadelphia, PA 19104-6226

215.898.6888 ■ aca@ben.dev.upenn.edu ■ www.alumni.upenn.edu/aca

Scholarly Activity

Awards & Achievements

Dr. Joseph R. Greenberg, Clinical Professor of Periodontics

- Trudi Berger Community Service Award 2005, presented by the Alpha Omega International Dental Fraternity.

Dr. Marjorie K. Jeffcoat, Amsterdam Dean and Professor of Periodontics

- Award for Best Article Published in the *International Journal of Oral and Maxillofacial Implants* in 2003, presented by the Academy of Osseointegration at the 20th Annual Meeting, March 2005.

Dr. Kenneth Kent, Staff, Department of Oral and Maxillofacial Surgery and Pharmacology

- Distinguished Service Award, presented by The American College of Prosthodontists 2004 Awards of Distinction.

Dr. Andres Pinto, Assistant Professor Clinician Educator of Oral Medicine

- Junior Faculty Award 2005, presented by the American Dental Education Association.
- Achieved diplomate status with the Oral Medicine Board, April 2004

Dr. Thomas P. Sollecito, Associate Dean for Academic Affairs and Associate Professor of Oral Medicine

- Named Assistant Secretary of the American Academy of Oral Medicine Executive Committee.
- Selected as Section Editor, Medical Management Update, *Oral Surgery Oral Medicine Oral Pathology Oral Radiology, and Endodontology*.

Dr. Richard Tananis, Clinical Assistant Professor of Oral Medicine

- Achieved diplomate status with the Oral Medicine Board, April 2004

Selected Publications

A selection of work published from September 2004 to date in 2005 by members of the Penn Dental Medicine faculty, who are indicated in bold text.

Akintoye SO, Greenberg MS, Recurrent Aphthous Stomatitis. *Dent Clin North Am.* 2005;49(1):31-48.

Chung CH, Font B. Skeletal and dental changes in the sagittal, vertical, and transverse dimensions after rapid palatal expansion. *Amer J Orthodontics and Dentofacial Orthopedics.* 2004;126:569-575.

Fishman SL, **Yankell SL**, Dentifrices, mouth rinses and chewing gums. *Primary Preventive Dentistry.* 2004;6:119-144.

Iqbal MK. Non-surgical ultrasonic endosonic instruments. *Dent Clin North Am.* 2004;48(1):19-34.

Iqbal MK, Kratchman S. Ultrasonics in endodontics. *Dentistry Today.* 2004;23(9):104-110.

Iqbal MK, Karabucak B, Brown M, Menegazzo E. Effect of modified Hedstrom files on instrumentation area produced by ProFile instruments in oval canals. *Oral Surg Oral Med Oral Path Oral Rad Endod.* 2004;98:493-498.

Lee, EA. Aesthetic Crown Lengthening: Classification, Biologic Rationale, and Treatment Planning Considerations. *J Pract Proc Aesthet Dent* 2004; 16(10):769-778.

Lee, EA. Impression Materials for Contemporary Fixed Prosthodontics: Selection Rationale and Techniques. *Dental Collaborations Supplement. Montage Media Publications.* Fall 2004; 18-20.

Lee, EA. Guest Editorial. *Dental Dialogue* (Spanish Edition). *Puesta al Dia Publicaciones.* 2004; 3(10):1.

Liu S. Use of a modified ovate pontic in areas of ridge defects: A report of two cases. *J Esthet Restor Dent.* 2004;16: 273-283.

Pinto A. Pediatric soft tissue lesions. *Dent Clin North Am.* 2005;49:241-258.

Slaughter A, Smith VJ, Taylor L. Progressing toward a more culturally competent approach to dental care for African American elders. *Special Care Dentist.* 2004;24(6):301-307.

Sollecito TP. Ed. Oral soft tissue lesions. *Dent Clin North Am.* 2005;49(1).

Sollecito TP, Parisi E. Mucous membrane pemphigoid. *Dent Clin North Am.* 2005;49(1):91-106.

Yankell SL, Saxer UP. Toothbrushes and toothbrushing methods. *Primary Preventive Dentistry.* 2004;6:93-117.

Yankell SL, Shi X, Emling RC, Kang HC. Comparing the Dr. Sedoc and ADA toothbrushes in three independent laboratory procedures. *J Clin Dent.* 2005;15:33-36.

Zhu FX, Chong JM, Wu L, **Yuan Y**. Virion proteins of Kaposi's sarcoma-associated herpes virus. *J Virol.* 2005;79(2):800-811.

Selected Grants

The following grants were awarded from September 2004 to date in 2005.

Department of Biochemistry

Bone Cell Mediated Mineralization Mechanisms

Funding Source: National Institutes of Health

Principal Investigator: Dr. Ellis Golub, Professor of Biochemistry

Membrane Fusion in Retinal Rod Outer Segments, 8/04-8/07

Funding Source: National Institutes of Health

Principal Investigator: Dr. Kathleen Boesze-Battaglia, Associate Professor of Biochemistry

Department of Microbiology

Discovery of Antiviral Compounds that Block Smallpox Processive DNS Synthesis, 3/05-3/06

Funding Source: Mid-Atlantic Regional Center of Excellence

Principal Investigator: Dr. Robert Ricciardi, Professor of Microbiology

Role of KSHV ORF45 in Viral Immune Evasion & Replication, 1/05-1/09

Funding Source: National Institute of Dental and Craniofacial Research
Co-Principal Investigators: Dr. Fanxiu Zhu, Research Associate Professor of Microbiology and Dr. Yan Yuan, Associate Professor of Microbiology

Studies of Herpes Simplex Virus Glycoproteins, 6/05-6/10

Funding Source: National Institute of Allergy and Infectious Diseases
Co-Principal Investigators: Dr. Gary H. Cohen, Department Chair and Professor of Microbiology and Dr. Roselyn Eisenberg, Professor of Microbiology

Targeting KSHV Processivity to Prevent Oral KS in AIDS, 1/05-1/09

Funding Source: National Institute of Dental and Craniofacial Research
Principal Investigator: Dr. Robert Ricciardi, Professor of Microbiology

Department of Oral Medicine

Osteoradionecrosis Therapy with Human Bone Marrow Stromal Stem Cells, 01/05–12/06

Funding Source: Lance Armstrong Foundation Cancer Survivorship
Principal Investigator: Dr. Sunday O. Akintoye, Assistant Professor of Oral Medicine

The Assessment of Skin Texture Using Optical Coherence Tomography, 1/05–1/06

Funding Source: Tasker Capital Corporation
Principal Investigator: Dr. Linda Otis, Associate Professor of Oral Medicine

Department of Oral Surgery and Pharmacology

CLTR: Peak Plasma Articaine Concentrations Responses Following Intraoral Administration, 8/04–9/05

Funding Source: Novocul Pharmaceutical of Canada, Inc.
Principal Investigator: Dr. Elliot V. Hersh, Professor of Oral Surgery and Pharmacology

Department of Pathology

Craniofacial Development: Metabolic Control of Apoptosis, 9/04–9/05

Funding Source: Thomas Jefferson University
Principal Investigator: Dr. Hydar Ali, Associate Professor of Pathology

Role of Cell Cycle in HIV Encephalitis, 3/04–2/09

Funding Source: National Institute of Neurological Disorders and Stroke
Principal Investigator: Dr. Kelly Jordan-Sciutto, Assistant Professor of Pathology

Department of Periodontics

Clinical Trial of Short-Term Efficacy of Pradofloxacin in Cats with Stomatitis, 9/04–9/05

Funding Source: Bayer HealthCare AG
Principal Investigator: Dr. Chern-Hsiung Lai, Clinical Professor of Periodontics

Department of Preventive and Restorative Sciences

Take Charge of Your Oral Health Educational Program, 11/04–11/05

Funding Source: Aetna Foundation
Principal Investigator: Dr. Yolanda Ann Slaughter, Assistant Professor of Oral Health

IADR Abstract Presentations

The following abstracts were presented at the International Association for Dental Research (IADR) 83rd General Session, held March 9–12. Penn Dental Medicine faculty, staff, and students are indicated in bold.

Ali H, Venkatesha RT, Thangam EB, Zaidi AK. Regulation of C3a-induced Chemokine Production in Human Mast Cells. #1044

Atlas AM, Afsharzand Z, Mante F, Weinberg SP, Dworak M. Effects of Base Material on Microleakage of Class-II Composite Restorations. #3008

Boesze-Battaglia K, Besack D, Mckay T, Pankoski L, Zekavat A, Shenker B. Lipid Rafts Mediate G2 Arrest by Aa Cytolethal Distending Toxin. #1379

Boesze-Battaglia K, Damek-Poprawa M, Harrison G, Golub E. Cholesterol Enriched Membrane Rafts are Involved in Chondrocyte Development. #0331

Chen LP, Lee KJ, Leboy PS, Nah HD. Integration of BMP and FGF Signaling in Calvarial Osteoblasts. #1441

Chung CH, Wagner DM. Transverse Growth of the Maxilla and Mandible in Untreated Females. #2485

De Rossi SS, Stoopler ET, Secreto S, Hersh EV. Benzocaine Gel Toothache Pilot Study. #2399

Endy D, Polson AM, Novak MJ. Biologic Width is Different Between Healthy and Periodontitis-Affected Teeth. #1135

Fong KP, Pacheco CMF, Kieba IR, Boesze-Battaglia K, Harrison G, Lally ET. *Actinobacillus Actinomycetemcomitans* Leukotoxin Associates with Lipid Microdomains of Target Cells. #2842

Geurs NC, Haigh S, **Korostoff JM,** Reddy MS. Histological and Clinical Evaluation of Ridge Augmentations with Resorbable Membranes. #0853

Hersh EV, Lally ET, Moore PA. Cyclooxygenase-3, Acetaminophen's Target or Simply an Out of Frame COX. #1548

Jou YT, Huang Q, Wu Z, Alawi F, Yuan Y, Malamud D. Immunocytochemical analysis of secretory IgA in human inflammatory periapical lesions. #2884

Kim S, Jou YT. Magnetic Power Range Analysis for the Removal of Separated Instruments. #1587

Lam T, Leboy PS, Robey PG, **Akintoye SO.** Skeletal-Site Specific Lifespan Properties Human Bone Marrow Stromal Stem Cells. #0037

Lindemeyer RG, Li Y, Cohen AJ, Kulkarni A, **Gibson C.** MicroCT Analysis of Amelogenin Null and Wildtype Mouse Mandibles. #3365

Novak MJ, Drisko CH, Magnusson I, Karpinia K, Bradshaw M, Powala C, **Polson AM,** Ryan ME, Dawson DR, Ciancio S, Kinane D, **Polson AP, Sharkey D.** Combination Therapy with Periostat, Atridox, and Scaling and Root Planing. #2630

Polson AM, Novak MJ, Ryan ME, Dawson DR, Ciancio S, Kinane D, Drisko CH, Magnusson I, Karpinia K, Bradshaw M, Powala C, **Sharkey D, Polson AP.** Effects of Combination Periostat, Atridox, and SRP on Surgical Needs. #2631

Tamburrino RK, Mante F, Afsharzand Z. Post and Cement Effects on Stresses in Post/Core Restored Teeth. #2932

Teixeira C, Ischiropoulos H, **Leboy PS, Adams S,** Shapiro I. Nitric Oxide Regulates Chondrocyte Maturation. #2146

Tjoa STH, Lee KJ, Nah HD. Direct/Indirect Effects of a Crouzon Mutation (C278F-FGFR2) on Cranial Base/Suture Development. #2480

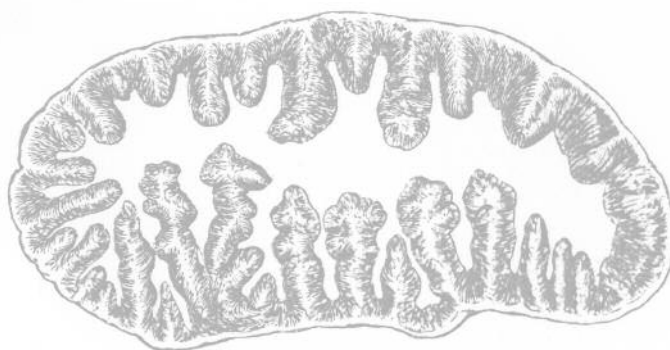
Urban P, **Otis L.** Characterization of Dental Caries Using Optical Coherence Tomography. #0070

Volchonok O, **Otis L.** Watershed Image Analysis of Trabecular Bone Pattern. #0715

Williams A, Li Y, Harrison G, Kulkarni A, **Gibson C, Lindemeyer RG.** Etching Patterns in the Teeth of Amelogenin Knockout Mice. #3367

Yankell SL, Shi X, Emling RC, Nelson B, Vorwerk L, Ghassemi A. Laboratory Interproximal Access and Deposit Removal Efficacy of Three Toothbrushes. #0940

Yankell SL, Shi X, Emling RC, Vorwerk L, Nelson B, Ghassemi A. Laboratory Efficacy of Three Toothbrushes for Marginal and Posterior Cleaning. #0939



Philanthropy

HIGHLIGHTS

Abrams Family Donates Skull Collection

Penn Dental Medicine students will continue to benefit from the teachings of Dr. Leonard Abrams (GD'59) through a unique gift that reflects his passion for understanding the dentition and the intricacies of its development. The Abrams family is donating Dr. Abrams' personal collection of skulls to Penn Dental Medicine — one he built throughout his career teaching in the School's Department of Periodontics. Dr. Abrams, who passed away suddenly in July 2004, was part of the Penn Dental Medicine faculty for nearly five decades.

"Dr. Abrams was always eager to share his depth of knowledge with colleagues and students," says Dr. Cyril Evian, Interim Chair of the Department of Periodontics. "He was a consummate teacher and professional, who had great devotion to dentistry and Penn and took them both to new levels."

Dr. Abrams' vast and varied collection numbers in the hundreds. It includes anthropological specimens as well as comparative anatomy samples that range in size from an inch-long skull of a tree shrew to one of an elephant. Period fossils are also part of the collection. "My father's interest in anthropology and the evolution of the human dentition distinguished him from others," says Dr. Joseph Abrams. "He believed that to truly understand dental anatomy, we need a broader perspective than to just study modern-day man. By studying the forces that shaped man's evolution and the masticatory apparatus, we can more fully understand the teeth given the perspective of time."

Dr. Abrams explains that his father believed that studying the evolution of the human dentition was an integral part of dental anatomy education and hopes the collection will serve as a learning resource for students. "It is important to understand the changes that took place in the dentition as compared to the overall forces that shaped our evolution, because it puts the function of teeth into perspective," says Dr. Abrams. "In addition, by comparing man's dental anatomy with other species, whether closely related

primates or distant species with highly specialized teeth, we gain an appreciation of what the teeth are designed to do."

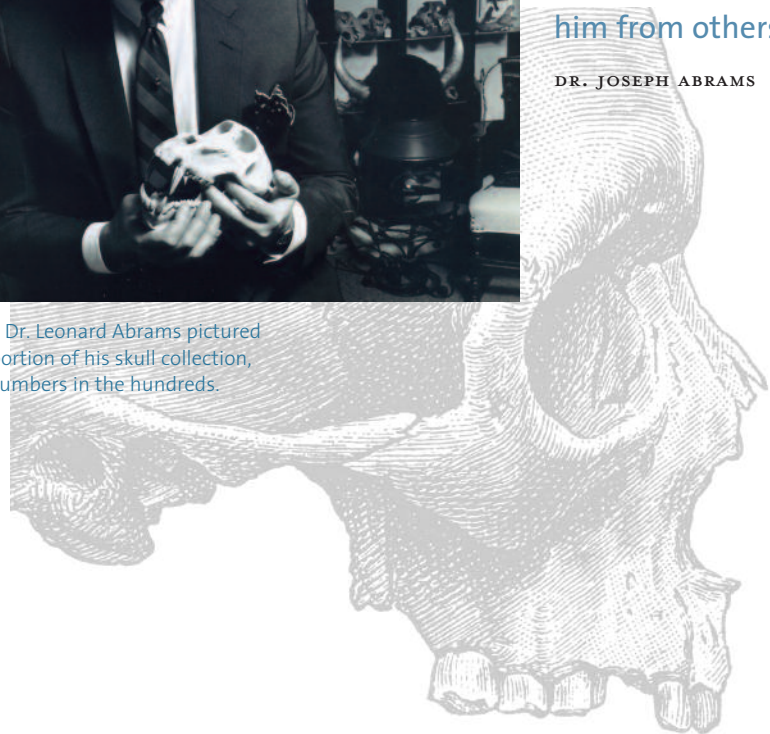
At press time, the collection had not yet been transferred to Penn Dental Medicine, so its location within the School had not yet been determined. Jim Garvey, Associate Dean for Development and Alumni Relations adds that "the School is honored that Dr. Abrams' legacy of teaching will continue to inspire future generations of students through this collection."

My father's
interest in
anthropology
and the evolution
of the human
dentition
distinguished
him from others.

DR. JOSEPH ABRAMS



The late Dr. Leonard Abrams pictured with a portion of his skull collection, which numbers in the hundreds.



Japanese Study Group Makes \$40,000 Gift

Penn Dental Medicine was recently the beneficiary of the international work of Dr. Morton Amsterdam (C'43, D'45), Professor Emeritus of Periodontics at Penn Dental Medicine, who is sharing his knowledge with dental professionals throughout Japan. In February, members of the Japan-based Amsterdam/Penn Perio Study Group made a \$40,000 gift to the School's new periodontal-prosthesis clinic fund-raising efforts, given in gratitude and recognition of Dr. Amsterdam's time and lectures to the group. The gift will dedicate an operatory in the new Amsterdam-Cohen Clinic, a project

in Japan several years ago. He continues to visit and lecture on a regular basis, with his most recent trip there in late March. The private group draws dental professionals from throughout Japan to its meetings. "They are one of the most continuing education seeking groups that I have ever come across," notes Dr. Amsterdam, who adds that other Penn Dental Medicine faculty and graduates have also lectured to the group.

Five members of the study group visited Penn Dental Medicine in February to present Dr. Amsterdam with their gift to the School. "We are

most appreciative of the work of Dr. Amsterdam in bringing this support to the School," says Associate Dean for Development and Alumni Relations Jim Garvey. "Dr. Amsterdam's efforts epitomize Penn Dental Medicine's continuing outreach from local to global."



given impetus by a \$1 million gift from Mrs. Leonore Annenberg and the Annenberg Foundation in honor of Dean Emeritus D. Walter Cohen (C'47, D'50) and Dr. Amsterdam after whom the clinic will be named. The study group's gift will also help fund the renovation of a study room for the postdoctoral periodontics program.

Dr. Amsterdam started lecturing in Japan in 1987 — the only American on three Japanese international programs — and was approached to form the Amsterdam/Penn Perio Study Group

Dr. Morton Amsterdam (left), Professor Emeritus of Periodontics, and Jim Garvey (right), Associate Dean for Development and Alumni Relations with five members of the Amsterdam/Penn Perio Study Group from Japan. The group made a \$40,000 gift to the School in honor of Dr. Amsterdam.

2003–04 Honor Roll Omissions

In preparing the 2003–04 Honor Roll, every effort was made to ensure the accuracy and completeness in recognizing all who have generously supported Penn Dental Medicine. However, we regret that omissions did occur and would like to recognize the following donors for their contributions during the period of July 1, 2003 to June 30, 2004. We offer our sincere apology and generous thanks to the following:

Benjamin Franklin Society

Associate (\$2,500 to \$4,999)

P. Deborah Weisfuse, D'77

Red and Blue Society

(\$1,000 to \$2,499)

Paul R. Feldman, D'83
Edward P. Johnson, D'72
Henry D. Rohrer, Jr., D'54

Thomas Evans Society

(\$250 to \$499)

Frederick Meiselman, D'64

Graduate Specialties Annual Giving

Orthodontics

Harry S. Galblum, C'42, D'43

Capital Giving

Jeffrey Chait, D'70, GD'72
Richard E. Chodroff, D'79
Mrs. Reintraut E. Jonsson

Endowments

Grossman Professorship in Endodontics

David P. Rossiter III, D'70, GD'74, GR'76

Alumni

NEWS

ALUMNI PROFILE:

Dr. Irving M. Rothstein

A smile, self-confidence, good health: Dr. Irving "Bud" Rothstein (C'38, D'41) has delivered them all to U.S. Senators, wounded soldiers, and the general public alike during his more than 50 years practicing dentistry in Washington, D.C. and as a decorated officer during World War II. From the day he returned home from World War II until his retirement in 1996, Dr. Rothstein's private dental practice was bustling. Caring for three generations of clients, many of whom became close friends, he focused much of his practice on prosthetic and esthetic dentistry.

"My advice to graduates is to give patients the best care possible and the business will follow," says Dr. Rothstein. Also crucial to his success were the strong relationships he forged with fellow dentists in all fields of specialty. "Joining dental groups and being in touch with Penn Dental Medicine alumni allowed me to build a network that lasted throughout my career."

Dr. Rothstein was actively engaged in a variety of groups within organized dentistry, holding a host of leadership roles. The Washington D.C. Dental Society honored him with the Sterling V. Mead Award for Outstanding Achievement in Dentistry; he was also its President and Delegate to the American Dental Association (ADA). Dr. Rothstein served as the first Chairman of the D.C. Dental Political Action Committee; Chairman of the D.C. Alumni Chapter of the Alpha Omega Dental Fraternity; Chairman of the Metropolitan Washington Section of the American College of Dentists; and Fellow of the International College of Dentists and Academy of General Dentistry.



Alumnus Dr. Irving "Bud" Rothstein (D'41) and his wife, Lorain. Now retired, Dr. Rothstein practiced dentistry for more than 50 years in Washington, D.C.

Dr. Rothstein's path into dentistry began through his father, Robert J. Rothstein. One of ten children of immigrant parents, the elder Rothstein started working for the nation's oldest dental laboratory at the age of 11 for \$3.50 a week. Eventually mastering the trade, he went on to found Rothstein Dental Laboratories in Washington D.C., which grew to be the largest dental lab in the world, employing 450. "Though formerly educated only to the third grade, Dad achieved great success, and he had a great devotion to the dental field," recalls Dr. Rothstein. "He was the first dental laboratory owner to become an honorary member of the ADA, the D.C. Dental Society, and the Alpha Omega Dental Fraternity." Spending time at his father's lab piqued his interest in dentistry and inspired Dr. Rothstein to pursue his dental degree at Penn.

Thinking back on how the dental field has evolved since his graduation in 1941, Dr. Rothstein believes that water fluoridation was the most significant dental breakthrough in his time. "With it, I saw fewer cavities and less tooth loss," he says. Today, Dr. Rothstein thinks patients are more aware of what

can be done to improve their smile and oral health, adding that "new materials and technology make going to the dentist less painful and more gratifying."

Over the years, Dr. Rothstein has maintained strong ties to Penn Dental Medicine, serving as Class of '41 Reunion Chair, and staying in touch with

former classmates through the years, including Drs. Paul Keys, Sid Rachlin, Harold Fink, and John Mosch. "One of my most inspiring courses at Penn Dental Medicine was a periodontics postgraduate course taught by Dr. D. Walter Cohen and Dr. Morton Amsterdam," recalls Dr. Rothstein, who received the Award of Merit from the Penn Dental Medicine Alumni Society in 1984. "Their work and lessons inspired me throughout my career."

Since retirement, Dr. Rothstein and his wife, Lorain, have traveled extensively, with recent trips to Israel, Alaska, Russia, and New Zealand. Yet, retirement has not kept him from staying active in dentistry. He continues to provide invaluable service to the Wellness Center for Homeless Women in Washington, D.C., for which the D.C. Dental Society recently honored him with its Humanitarian Award. "Even when these women have been rehabilitated and learned a trade, companies will not hire them with damaged or no teeth," he observes. Dr. Rothstein helps restore their smiles and their self-confidence and gives them a chance to succeed. "As always, what is most satisfying are the pleasing smiles from patients, and their appreciation of what you have accomplished."

Order Full-Text Articles Through Loansome Doc Service

Looking for a journal article related to your practice or research interests? Penn Dental Medicine alumni can easily and economically order full-text articles from the Penn Dental Medicine Library through a document delivery service known as Loansome Doc. The steps are quick and simple:

Step 1. Register with the Penn Dental Medicine Library for the Loansome Doc Service at www.library.upenn.edu/forms/dental/, which is also accessible through the "Alumni Services" section of the Penn Dental Medicine Library site at www.library.upenn.edu/dental. The Loansome Doc registration form will prompt users to register with the National Library of Medicine (NLM) as well, which is required to access the ordering service. Upon registering with NLM, registrants will receive a User ID and password.

Step 2. Search NLM's PubMed database, www.pubmed.gov, for articles of interest and order the full-text of selected articles directly from the PubMed screen. The NLM User ID and password are required when placing an order.

Step 3. Receive the full-text order from the Penn Dental Medicine Library. Orders placed through the PubMed site are forwarded to the Penn Dental Medicine Library, which fulfills the orders within a week. Rush requests can be received within two business days. If the Penn Dental Medicine Library does not own the articles requested, orders are referred to other health sciences libraries (which unfortunately increases the expected delivery time).

The discounted alumni fees for this service are \$8 per article for standard mail delivery or pick-up and \$15 per article for rush requests via fax or email. For more information on the Loansome Doc Service, please contact Pat Heller, Dental School Librarian, at 215-898-8978 or heller@pobox.upenn.edu.

Alumni Gatherings

Photo highlights of some recent Penn Dental Medicine alumni events held throughout the country. Please be sure to visit the "Alumni News" section of the Penn Dental Medicine web site, www.dental.upenn.edu, to view additional photos from these and other Penn Dental Medicine events.



Washington, D.C.

In November 2004, Dr. Martin Levin (D'72, GD'74), Chair of the Penn Dental Medicine Board of Overseers, and Dr. Brian Lee (D'00, GD'04) co-hosted a reception in Washington, D.C. for their fellow alumni to meet and visit with Amsterdam Dean Marjorie Jeffcoat. The reception was held in the city's historic Cosmos Club. Among the guests, pictured below with Dean Jeffcoat, were Dr. Robert Schattner (D'48) and his wife Kay. The Schattners were honored for their leadership support of Penn Dental Medicine and presented with a rendering of the School's Robert Schattner Center.



Orlando

Penn Dental Medicine paid tribute to the life and work of Dr. Leonard Abrams at a special memorial dinner on November 13, 2004, held in conjunction with the American Academy of Periodontology Annual Meeting in Orlando. Many friends and colleagues of Dr. Abrams took the podium to share their thoughts and memories. Dr. Abrams, an Adjunct Professor of Periodontics who passed away suddenly in July 2004, had been part of Penn Dental Medicine for nearly five decades. Among those in attendance (pictured left to right) were Dean Emeritus D. Walter

Cohen (C'47, D'50); Dr. Arnold Weisgold (GD'65); Dr. Cyril Evian, Interim Chair of the Department of Periodontics; and Dr. Louis F. Rose (GD'70).



Boston

More than 50 Penn Dental Medicine alumni gathered for a reception on January 28, held in conjunction with the Yankee Dental Congress in Boston. Since it was Super Bowl week, the Dean couldn't help but show her Eagles spirit in Patriots country by donning an Eagles cap! Pictured above with Dean Jeffcoat are Carey L. Fister (D'03) and Jeffrey S. Fister (D'75).

Sig Seigel Alumni Center and Conference Room Near Completion

Construction of Penn Dental Medicine's new Sig Seigel Alumni Center and Conference Room is nearing completion with plans set to dedicate the new space during Alumni Weekend 2005, May 13-14, when the Class of 1955 will mark its 50th Reunion. The official dedication ceremony will be held Saturday, May 14, at 9 a.m. This space was made possible through funding by members of the Class of 1955 and is named in memory of their classmate, Dr. Sig Seigel, who died in an automobile accident in 1999. "The Seigel Alumni Center will be a wonderful addition to Penn Dental Medicine," says Associate Dean for Development and Alumni Relations Jim Garvey. "And, we are looking forward to unveiling this space with the Class of 1955."

The Center and Conference Room have been designed to provide Penn Dental Medicine with an elegant, state-of-the-art meeting place. Located on

the second floor of the Thomas W. Evans Building, they occupy what had been the S-1 and S-3 conference rooms, with the wall between the two rooms opened up to create a combined area that can accommodate approximately 70 people. The space will be used for meetings, classes and lectures, as well as continuing education courses and other special events. In addition, an alumni lounge has been created on one

original windows on the south wall were also revealed and restored." Other special features include the addition of enhanced perimeter lighting that complements the décor and automatic room-darken-



Class of 1955 yearbook photo of Dr. Sig Seigel.

ing shades. The Center and Conference Room are also handicap accessible.

The Class of 1955 continues to generously support this project with their gifts, having contributed approximately

\$330,000 as of March 1. "We are most grateful for the outpouring of support," says Mr. Garvey. "And feel confident that the Class of 1955 will enable us to reach our goal as we work to put the finishing touches on the Seigel Alumni Center. We invite all alumni at Alumni Weekend to attend the dedication and see this great new space."

CLASS OF 1955

side of the space to provide a comfortable gathering place for alumni when they visit the Penn Dental Medicine campus.

"Many original architectural details were restored and enhanced through the renovation, including the woodwork, the decorative plaster, and the original chandelier," notes Mr. Garvey. "The

"ONE THING IS FOR SURE,
**PENN DENTAL
MEDICINE,** MORE
THAN 125 YEARS OLD,
**HAS SHAPED
DENTISTRY** IN THE
PAST, AND YOU,
OUR ALUMNI, ARE PUSHING
THE ENVELOPE FOR THE
PRESENT AND FUTURE."

MARJORIE K. JEFFCOAT, DMD
AMSTERDAM DEAN

Support the Penn Dental Medicine Annual Giving Fund

Become an active participant in the many exciting initiatives at Penn Dental Medicine. We are only as strong as the involvement and support of our alumni. Please help Penn Dental Medicine continue to lead the profession in change by making your gift before June 30, the end of Penn's fiscal year.

For your convenience, gifts can be made in several ways:

- **Call** the Office of Development and Alumni Relations at 215-898-8951 and make a gift with a credit card.
- **Visit** www.upenn.edu/gifts for a secure online credit card transaction.
- **Send** your check, made payable to the "Trustees of the University of Pennsylvania," to: Office of Development and Alumni Relations, Robert Schattner Center, University of Pennsylvania, School of Dental Medicine, 240 South 40th Street, Philadelphia, PA 19104-6030.
- **Transfer** appreciated securities for substantial tax benefits. You will receive an income tax deduction equal to the fair market value of the stock on the effective date of the gift, while also avoiding capital gains tax on the transfer. For transfer instructions, please contact Penn's Office of the Treasurer at 215-898-7254 or gifts@pobox.upenn.edu. This will help to ensure both timely receipt and appropriate allocation of the gift.

For more information, please contact Joshua E. Liss, Director of Annual Giving and Alumni Programs, at 215-898-8951 or lissj@dental.upenn.edu.

Alumni

CLASS NOTES

1940's

Arthur A. Levin (D'40) writes, "I practiced in Greenport, N.Y., for 50 years and now spend the winters in Florida enjoying the weather and golf. I am about ready to celebrate my 90th birthday and am very fortunate to be in good health. I celebrated my 63rd anniversary this past Thanksgiving. Have very happy memories of my years at Penn Dental Medicine. If any in my class are around, would very much enjoy hearing from them."

Albert Kantor (D'41) writes, "Still playing tennis and golf, at 88 going on 89. I can't seem to find anything to really complain about. Hope to make our 65th reunion."

J. Gordon Rubin (D'46) grubin2412@comcast.net, writes, "Still alive, retired and reasonably happy. Living in Sarasota, Fla., and spend a good deal of my time flying my airplane, trying to hit a decent backhand, and wondering what happened to my once universally loved and respected country. I try to think that 'this too shall pass' but I have my doubts as to the future we are leaving our heirs. I don't think we did as good a job as our parents did."

Herbert Taubman (D'47) retired in 2002. He lives with his wife, Lenore, in Boca Raton, Fla. According to Dr. Taubman, he is "doing the things retired people do."

1950's



John R. Shipp (D'51) writes "I finished undergraduate studies at Penn in 1947. I graduated from the Dental School in 1951, where I was a member of Psi Omega fraternity. Started practice in my hometown of Phoenixville, Pa., where I joined with **Haydn A. Rose (D'34)**, Chief of the Department of Maxillofacial and Oral Surgery. Dr. Rose was my mentor and I received the appointment of associate dental surgeon in 1956. In 1959, I moved my practice to the Lowell area of Massachusetts, serving on the staff of three hospitals in addition to my general practice.

"Before leaving Pennsylvania, one of my post-graduate studies, 'Dentistry for Handicapped Patients' (1957), was taught at Penn by Drs. Manuel M. Album and Lester W. Burket (D'32), former Dean and Professor of Oral Medicine. I practiced these methods in the Lowell area. I also studied hypnosis given for physicians and dentists, and I later joined the Academy of Psychosomatic Medicine. My paper entitled 'Fear and Psychosomatics in Dentistry' was published in the *Journal of the Massachusetts Dental Society* in 1971. This journal also published my paper, 'The Role of Nutrition in Surgical Recovery.' Attached to this paper was a questionnaire that I sent to 100 practicing dentists, and 43 replied regarding preparation for surgery.

I studied 'Implant Surgery' under Dr. Leonard I. Linkow given by him at the Lincoln Center in New York. This was during the early stages of implantology in 1961. During my practice, I was asked to attend studies given at Harvard Medical School, where I completed an extensive course in Epidemiology and Statistical Medicine. These studies were conducted by the Commonwealth of Massachusetts for physicians and dentists. In closing, I can say that my career in dentistry was very rewarding and I had many varied experiences.

"During part of my retirement, I have done some volunteer work as a clinical instructor for the St. Petersburg College School of Dental Hygiene, and I have also worked for hospice and attended to the house-bound patients. Also, I volunteered as an assistant to the chaplain at the Pinellas County Jail. This program unfortunately came to an abrupt halt when the prisoners set fire to the second floor where the chaplain's office was located! I have also visited hospitalized patients from our church just to spread some cheer and to read to them when appropriate. For recreation, I like to play golf, and my wife, Gee Gee, and I love to take cruises to far away places. We also spend some time each year in New England where we like to connect with our roots."

Editor's Note: Dr. and Mrs. Shipp are members of the Charles Custis Harrison Society, which recognizes the generosity of those who participate in Penn's Planned Giving Program.

Left: Dolores and John Shipp

Budd Rubin (D'55) is a practicing orthodontist in San Diego. When he maintained a practice in Los Angeles, he worked on a number of celebrities, including Cher, Phyllis Diller, Michael Jackson, and Diana Ross. Last June, he ran the Suzuki Rock'n' Roll Marathon, which he helped establish seven years ago. This was his sixteenth marathon. His first was 24 years ago, when he was 50; finishing in 4 hrs. 5 min., he had said, "Okay, I did it. Once is enough." He ran his second at 57, after the tragic death of a staff member in his practice. Then he ran to raise money for the Leukemia and Lymphoma Society, inspired by his volunteer work at City of Hope, a comprehensive cancer center in Los Angeles. On average, Budd runs about 18 miles a week. Quoted in *The San Diego Union-Tribune* on the key to maintaining good health late in life, he said, "I know it may sound corny, but I think it's a mind, body, and spirit thing. My mind is with my practice. And my spirit is just setting a goal that's bigger than I am."

Noel Wilkie (D'57) will present a paper at the annual meeting of the Academy of Prosthodontics in Scottsdale, Ariz., in May. He has been asked to discuss "Prosthodontics: Past, Present and Future." Dr. Wilkie is a Life Fellow of the Academy and is a Life Fellow and a past-president of the American College of Prosthodontics. A retired Navy Dental Corps officer, he and his wife, Connie, continue to reside on the outskirts of Washington, D.C., spending summers at Bethany Beach, Del.

1960's

Arthur E. Zack (D'60) writes "I had a great dental career for 35 years practicing general dentistry and teaching at Penn. Life could not have been better until the day I got a diagnosis of cancer. That was on a Friday and on Monday, I returned to my office for the last time to finish a few cases. That was nine years

ago and I have never looked back. I married **Minnie Cotler (DH'58)** and she managed our six-chair office with a staff of 12. Minnie and I have become professional photographers and have traveled from Iceland to Antarctica and the jungles of Central and South America in between, taking thousands of pictures. Our work has won blue ribbons and appears in galleries around South Jersey. We also photograph high school sports teams and transfer the photos to shirts and other items. Our newest innovation is placing photographs in kippahs. Our daughter, **Judy (DH'81)**, married Hal Bendit, a physician from Macungie, Pa., and gave us two fantastic grandsons, David and Steven. Between the joy derived from our retirement activities and a loving family, we couldn't ask for anything more."

Frederick A. Berry (D'62) professor of restorative dentistry at the Loma Linda University School of Dentistry in Loma Linda, Calif., was inducted into the American College of Dentists as a new Fellow in September 2004.

Frank P. DiPlacido (D'62, GD'66) writes, "I have slowed down in my practice of oral and maxillofacial surgery, but am involved in multiple interests that are keeping me busy. I will become the president of the Accreditation Association for Ambulatory Health Care in April. I will be the first dentist that has served in that capacity of this national health care organization. I also serve on the Executive Committee of the International Association of Oral and Maxillofacial Surgeons. My biggest interest is a mission project in Honduras — New Faces for Honduras — formed with my wife of 35 years, Noreen (an RN). We have started this OMFS mission, operating two to three times a year on Hondurans with major oral and facial problems, and expanding the surgical skills of young surgeons there. In my spare time, I play golf and try to keep up with my ten-year-old granddaughter. Retire? Never! I do not have time for that."

Charles Walowitz (D'62) practices prosthodontics/implantology in Baltimore, and serves as the dental director of the Milton J. Dance Head and Neck Rehabilitation Center and head of the Division of Dentistry,

objects relate to life in America, particularly American commerce, and on the important role silver and related activities, such as engraving and iconography, play in American decorative arts.

Steven M. Baron (D'67) writes, "Still practicing and working hard and most of the time loving it! Went to a Penn Club of Israel event last month. All who were there were Wharton grads. No other 'D's' on nametags but ours. Don't really know if they knew about the meeting, because I know there are a few Penn Dental Medicine grads in Israel."

1970's

Janet Hoffman Golden (DH'70) writes "I live in Miami with my husband, Randy, an attorney, and our daughter, Jenifer, 20, a sophomore at the University of Miami, studying theatre/broadcasting. I am an account executive with TLC Staff Builders, which means I work for a home health company marketing and bringing in the cases. We send nurses, physical therapists, nurse's aides, social workers and more to people's homes when they leave the hospital or physicians' offices in need of care at home. I love public relations and marketing. I did not practice dental hygiene very long, but it gave me a solid foundation for the health care field."

Louis F. Rose (GD'70) is the lead editor of *Periodontics: Medicine, Surgery, and Implants*, published by Elsevier in June 2004. Dr. Rose was honored with the Isador Hirschfeld Award for Clinical Excellence by the Northeastern Society of Periodontists in 2004. He was recognized for his contributions to the advancement of periodontology through dental research and education, and for his contributions to periodontal literature.

Susan M. Lee (D'72) writes, "I retired from private practice in June 2004. I am now working four days a week at University of California, San Francisco School of Dentistry, Department of Preventive and Restorative Dental Sciences. I have been here since 1984 and am now a clinical professor. I am course director for a first-year course and third-year Comprehensive Care Clinical course.

Jay M. Rashbaum (D'72) was inducted as a Fellow of the International Academy of Dental Facial Esthetics in a cap and gown ceremony during the Greater New York Dental Meeting in November 2004. Dr. Rashbaum is also a Fellow of the Academy of General Dentistry and has memberships in many dental associations. His oldest child, Justin, is a member of the Penn Dental Medicine Class of 2008.

William H. Sokolic (D'73), a full-time reporter covering the Jersey Shore for the Courier-Post of Cherry Hill, N.J., hasn't practiced dentistry in any form since 1995. Dr. Sokolic also freelances and writes screenplays.

Jaclyn M. Gleber (DH'74) was recognized as one of six winners of the 2004 Pfizer/American Dental Hygiene Association (ADHA) Excellence in Dental Hygiene Award, presented during the ADHA's Annual Session in June 2004. The award honors dental hygienists who exhibit excellence in dental hygiene through outstanding accomplishments that impact the practice and future of the dental hygiene profession. Dr. Gleber, an active member of ADHA since 1986, was recognized for her work, both in clinical and educational settings, to advance the profession of dental hygiene.

Peter C. Ryan (D'74) was honored by the Pennsylvania State Conservation Commission and the Penn State Center for Dirt and Gravel Road Studies with the Dirt and Gravel Road Maintenance Program's Founders Award in June 2004. The award was presented to Dr. Ryan for his outstanding work with the Dirt and Gravel Road Maintenance Program through his involvement with the God's Country Chapter of Trout Unlimited, headquartered in Potter County, Pa. He has been president of the chapter since its inception in 1979. As a result of the chapter's work, road construction and maintenance techniques were developed using environmentally sensitive materials to control the sediment that had been entering streams in the area as a result of runoff from dirt and gravel roads.

Penn Dental Journal — Digitized!

Penn Dental Journal readers can get a copy of the magazine online in an easy-to-download PDF format — simply visit «www.dental.upenn.edu/journal» and click on the issue you wish to view. At this site, you can also share your news for inclusion in the Class Notes section of the Journal.

The digital version uses Adobe Acrobat Reader, software that you probably already have or can download for free at «www.adobe.com». Read it at your desktop, take it with you on your laptop, or print out the articles that interest you.

Greater Baltimore Medical Center. Dr. Walowitz was recently elevated to Fellow of the American Academy of Maxillofacial Prosthetics. Last year, he became a certified flight instructor, instrument rated. He and his wife, Sylvia, have five children and four grandchildren.

Richard C. Weiss (D'66) was recently elected to the Board of Trustees of Winterthur Museum, Garden & Library in Delaware. Dr. Weiss and his wife are avid collectors of 18th and 19th century American silver objects, including early coinage, engraving on currency, and related ephemera. Much of their collecting is driven by scholarly investigation into how the



Louis E. Rossman (D'75, GD'77) an endodontist in Center City Philadelphia and a clinical professor of endodontics at Penn Dental Medicine, has been awarded a fellowship by the College of Physicians of Philadelphia. Founded in 1787, the College has been a center for medical scholarship and a forum for reasoned debate. Louis, and his wife, Val, have two children, Alexis, (C'06), 21, and Benjamin, 15. They reside in Bala Cynwyd, Pa.

Victoria Hoath Bamberger (D'78) writes, "After 25 years of practicing dentistry, my husband and I retired and sold our practice in San Diego in 2002. Since then, we have been traveling and enjoying scuba diving, duplicate bridge, tennis, and golf. In June 2004, both of our daughters celebrated graduations. Rebecca graduated from UCLA at the age of 19 and is currently a graduate student at the University of Pittsburgh Joseph M. Katz Graduate School of Business. Our youngest daughter, Betsy, graduated valedictorian from her high school and matriculated last fall at the University of California, Berkeley, as a sophomore."

Nancy L. Sanderson Panfili (DH'78) writes, "Working as a substitute hygienist for 15 offices. Booked every month with time left over to paint (watercolors). Some of the dentists and specialists I work for in Rochester, N.Y., graduated from Penn. Have my own business called Dreamcatchers, selling prints and note cards of my paintings in four shops. Go to www.dreamcatchers-art.com for latest updates. Stepdaughter, 34, is a supervisor at ETS in Princeton, N.J. Son, 21, is a senior at Rochester Institute of Technology, majoring in Civil Engineering. Daughter, 19, is

attending the Continental Academy of Cosmetology. Husband is regional sales director for Hill/Phoenix Refrigeration. We celebrated our 25th wedding anniversary with a trip to Tuscany, Italy, for a paint workshop and vacation."

Linda K. Himmelberger (D'79) has been actively involved in organized dentistry since graduation. She is currently serving her third one-year term as the secretary of the Pennsylvania Dental Association. Dr. Himmelberger has been nominated by her district for a fourth term. She is also a member of the ADA Council on Dental Education and Licensure (second year of a four-year term). For the third consecutive year, she has co-chaired a Give Kids A Smile event at a local private, not-for-profit dental clinic. More than 30 dentists provide care to more than 75 underprivileged children. Dr. Himmelberger has also been pursuing her interest in forensic odontology and serves as a dental member of the Disaster Mortuary Operational Response Team Region III, a federal level response team designed to provide mortuary assistance in the case of a mass fatality incident or cemetery-related incident.

1980's

William Kay (D'80) writes, "I am returning for my 25th reunion, as well as my 25th wedding anniversary with Lynn, (PT'79). We will also celebrate the graduation of our daughter, Alicia, who is in Penn's Class of 2005 and will be attending law school. Look forward to coming back."

Francis G. Serio (D'80) is professor and chairman of the Department of Periodontics and Preventive Sciences at the University of Mississippi School of Dentistry.

He founded the Dominican Dental Mission Project in 1982, which has provided over \$7 million in dental services to 44,000 poor in the Dominican Republic. For his work, Dr. Serio received a Humanitarian Award from the American Academy of Periodontology in 2004; a Points of Light Award from President George W. Bush in 2001; and a President's Volunteer Action Award from President George H.W. Bush in 1991. He is working toward earning a Master's of Business Administration degree at Millsaps College. Dr. Serio is married to Cheryl, a general dentist, and they have two children, Andrew, 16, and Grace, 14. He loves to fish, watch his kids play sports, and participate in volunteer activities, especially Habitat for Humanity.

Martin J. Glassman (D'83) is assistant professor of community and preventive medicine and coordinator of instructional curricular technology at New York Medical College. According to Dr. Glassman, "This makes me essentially responsible for most of the academic computing and online learning at NYMC."

Sheppard C. Webb (D'84) who earned his medical degree in 1995, performs vascular and general surgery at St. Vincent's Hospital in New York City. According to Dr. Webb, "Being out of dentistry, and with my Red Sox World Champions, I can now die in peace."

Jeffrey Ganeles (GD'87) writes, "I am beginning to enjoy minor celebrity status as the periodontist/implant surgeon for the ABC reality TV show 'Extreme Makeover'. Shows appeared last season and this season and are beginning to be aired overseas. Additionally, I am the periodontist/implant surgeon for another British reality show 'Brand New You,' which is to be shown in the UK the winter and spring of 2005. These appearances are also being accompanied by local TV and newspaper coverage in South Florida.

"Other activities include professional speaking on innovative implant technology and procedures at numerous national and international meetings including the Academy of Osseointegration, American Academy of Periodontology, American Association of Oral and Maxillofacial Surgeons, ITI, and others. I have also published numerous articles and am due to have a chapter published late this year in a Quintessence book on Immediate Loading of Dental Implants. These engagements supplement a busy private practice in Boca Raton and teaching responsibilities at Nova Southeastern University College of Dental Medicine in Ft. Lauderdale.

"My wife, Lori Berman, is an estate planning attorney practicing in Boca Raton. Caryn, a junior in high school, is busy with school activities and is beginning college application preparation. Steve, an eighth grader, is into bicycling, video games, and poker."

Share Your News

We want to hear from you. Share your news on personal and professional accomplishments with your fellow Penn Dental Medicine alumni through the Class Notes section of the *Penn Dental Journal*. We have made it easy for you to make a submission — simply go to www.dental.upenn.edu/alumni/ where you can quickly send us your information — we welcome photos as well. Or, you can send your submissions to:

Mary McCarron
Office of Development and Alumni Relations
Robert Schattner Center
University of Pennsylvania School of Dental Medicine
240 South 40th Street
Philadelphia, PA 19104-6030
215-898-8951 or mrsmccarr@ben.dev.upenn.edu

Tara Lee Sexton (D'88) writes, "My 3½-year-old daughter, Kyla, loves the beach, skiing, and princesses. My 2½-year-old son, Ty, loves Captain Hook, swords, and anything his sister loves. Both children are very comfortable in the dental office and know how to make 'Gloppies' (pioneered by **Dean Sophocles, D'87**) with the Impergum machine. I miss my roommate **Ronne Jungreis (D'88)** and **Jeff Cabot (D'88)** is coming back!"

Michael Teitelbaum (D'89) writes, "Thanks to everyone for all your best wishes upon the passing of my mother/office manager and your understanding of my not coming to our reunion last May. More information about her can be found on my website at www.DentistSpa.com. I presented an all-day program, 'The Missing Factor in Cosmetic Dentistry: Occlusion,' for the New York County Dental Society on March 2."

1990's

John J. Roche (D'92) and his wife, Josephine, are proud to announce the birth of their son, Dylan James, on December 15, 2004. Dr. Roche currently has two full-time orthodontic practices in Southampton and Center Moriches, N.Y.

Bernard J. Costello (D'94, GD'00) is chief of the Division of Craniofacial and Cleft Surgery and program director of the Craniofacial Fellowship and Residency at the University of Pittsburgh School of Dental Medicine. Dr. Costello earned his medical degree at Penn in 1997.

Jonathan D. Stone (D'94) practices in Wayne, Pa. He and his wife, Donna, have been married for five years. They have one child, Ava, 2, and are expecting their second child this June.

Mehri Malaki (D'95) writes, "I left America right after graduation to come back to my family again. Now I have my own office and enough patients to keep me busy. I am married to an anesthesiologist and have a son and I am pregnant with my second baby that is a girl."

Kimberly Kochis McLachlan (D'95, GD'96) earned her graduate degree in endodontics from The University of Iowa College of Dentistry in 1998. She was board-certified by the American Board of Endodontics in May 2004. Dr. McLachlan works at multi-specialty practices in San Diego and Riverside counties, California. She married Dr. Robert McLachlan, a prosthodontist in Escondido, in 1999. They live in Encinitas with their two children, Jensen Nicole McLachlan, 3, and Carson James McLachlan, 22 months.

Capt. Bradley A. Hirsch (D'97) served in Operation Enduring Freedom in Afghanistan for three months in early 2004 as the sole oral and maxillofacial surgeon in the Southwest Asia Theater. On return from active duty, Dr. Hirsch and his wife, Dr. Elisa Haberman, welcomed their second child, Jessica Rosalyn Haberman-Hirsch. The couple also has a three-year-old son, Noah Daniel Haberman-Hirsch. Dr. Hirsch is in private practice as an oral and maxillofacial surgeon in Scarsdale, N.Y.

Virginia Bernal (D'98) and her husband, Hector Noriega, welcomed their first child, Matthew Alexander, into the world on October 21, 2004. He weighed in at 8 lb., 6oz. Dr. Bernal works as an orthodontist in Houston, and hopes to open a private office by the end of this year.

2000's

Jessica Lynn Greenberg (D'01, GD'03) writes, "After 10 years at Penn, I am now living on the Upper West Side in New York (I miss Philly!) with my fiancé, Douglas Greenberg. We got engaged in July at the Bellagio in Las Vegas. I am an orthodontist practicing in New York and the suburbs of New Jersey. We are getting married in May."

Capt. Gregory Russell (D'03) has been accepted into the Army's endodontic residency training program at Fort Bragg, N.C., beginning in July.

Alumni Connections

Locate a former classmate and sign up for an email forwarding service through the University of Pennsylvania Alumni Online Community. Register free at www.alumniconnections.com/olc/pub/UPN and search the Online Directory — a great resource for personal and professional networking and an easy way to keep up-to-date on fellow alumni. You can also sign up for a permanent email forwarding service, which will forward messages received at your permanent Penn address to the email address of your choice.

Update your alumni record via the University of Pennsylvania Alumni Online Community Directory at www.alumniconnections.com/olc/pub/UPN/. Or, contact Mary McCarron at 215-898-8951 or mrmccarr@ben.dev.upenn.edu.

Make a gift through a secure online credit card transaction at www.upenn.edu/gifts.

Find information on ways to support Penn Dental Medicine at www.dental.upenn.edu/alumni. Or, contact Jim Garvey (jgarvey@ben.dev.upenn.edu) or Joshua E. Liss (lissj@dental.upenn.edu) at 215-898-8951.

Request a transcript through the School's Office of Student Affairs at 215-898-8940 if you graduated in 2000 or earlier. If you graduated in 2001 or later, visit the Office of the University Registrar's web site at www.upenn.edu/registrar/transcripts/transcripts.html or call 215-898-7511.

Order a replacement diploma through the Office of the Secretary's web site at www.upenn.edu/secretary/diplomas/#replace.

Post or search dental career opportunities at www.dental.upenn.edu/alumni/jobs.html.

Obtain a Penn Alumni Card at www.upenn.edu/penncard/card/obtain_alumni.html. The Penn Alumni Card offers a myriad of benefits, including access to the Penn Libraries (borrowing privileges or access to online resources not included) and discounts on admission to the Morris Arboretum, Class of 1923 Ice Rink, and University of Pennsylvania Museum. The card, valid for 10 years, costs \$20.

Please address any correspondence to:
Office of Development and Alumni Relations
Robert Schattner Center
University of Pennsylvania
School of Dental Medicine
240 South 40th Street
Philadelphia, PA 19104-6030

May we write **YOU** a check?

Support the Future of Penn Dental Medicine with a Charitable Gift Annuity



Benefits of a Penn Gift Annuity:

- **Safe Income at Great Rates.** Penn gift annuities pay you guaranteed income for life at rates three or four times higher than most stock dividends, money markets, or CD rates.
- **Tax Savings.** Gift annuities qualify for an immediate income tax deduction, can reduce capital gains taxes, and pay some tax-free income.
- **Help Yourself and Penn Dental Medicine, too.** You will receive a lifetime income and support Penn Dental Medicine.

How Does a Charitable Gift Annuity Work?

You donate cash or appreciated securities to the University of Pennsylvania for the benefit of Penn Dental Medicine. Penn agrees, in writing, to make guaranteed, fixed payments for life to one or two people you name (see rate chart).

1 Life		2 Lives	
Age	Rate	Ages	Rate
60	5.7%	60/60	5.4%
65	6.0%	65/65	5.6%
70	6.5%	70/70	5.9%
75	7.1%	75/75	6.3%
80	8.0%	80/80	6.9%
85+	9.5%	85/85	7.9%

For example:

Dr. Dee, age 77, contributes \$25,000 for a 7.4% charitable annuity. Penn will pay him \$1,850 every year for life, of which \$1,236 is tax-free. He takes an income tax deduction of \$11,280 this year. The tax benefits of his gift annuity yield an 11% effective rate of return. Proceeds of Dr. Dee's gift ultimately will support Penn Dental Medicine.

More Information:

Jim Garvey
Associate Dean for Development and
Alumni Relations
Robert Schattner Center
University of Pennsylvania
School of Dental Medicine
240 South 40th Street
Philadelphia, PA 19104-6030
(215) 898-8952
jgarvey@ben.dev.upenn.edu

Office of Gift Planning
University of Pennsylvania
617 Franklin Building
3451 Walnut Street
Philadelphia, PA 19104-6285
Toll-Free (800) 223-8236 / (215) 898-6171
planned_giving@ben.dev.upenn.edu
www.alumni.upenn.edu/plannedgiving

In Memoriam



Dr. Edward B. Shils Remembered

It is with great respect and deep appreciation that Penn Dental Medicine remembers Dr. Edward B. Shils (W'36, G'37, GR'40, L'86, GL'90, GRL'97) for his service and commitment to the School and the entire University of Pennsylvania. Dr. Shils, who served on the Penn Dental Medicine Board of Overseers since 2002, died on November 14 at the age of 89

after sustaining injuries in an auto accident. "Ed had a special power to connect people from different walks of life and took a vested interest in the countless people who entered his life whether in the business, education, or the community and social service worlds," says Penn Dental Medicine Overseer Stanley Bergman, Chairman of Henry Schein, Inc.

"I was so fortunate to have Ed as a dear friend and mentor," he continues. "In the dental industry — one of his many worlds — he welcomed hundreds of small and medium-sized businesses into the trade organizations he built over a 50-year period, creating a platform for smaller organizations that otherwise might never have had the chance to compete."

Dr. Shils — founder of the Wharton Entrepreneurial Center (now the Sol C. Snider Center) and the George W. Taylor Professor Emeritus of Entrepreneurial Management at the Wharton School — had an unquenchable thirst for knowledge, earning six degrees at Penn during his lifetime career with the University. He joined the Wharton School faculty in 1955 and taught uninterrupted there since that time. At the Law School, he created the Annual Shils Lecture in Arbitration and Alternative Dispute Resolution. Among his many other roles, he served as Chair of Wharton's Management Department, provided the pioneering study that created the University Science Center, served as President of the Faculty Club, created the Wharton Small Business Development Center, chaired the Dietrich Hall Rebuilding Committee, began the Shils Zeidman Minority Entrepreneurial Fellowships, taught as Emeritus Professor of Political Science at the College of Arts and Science, and served as Penn's Judicial Administrator.

Penn Dental Medicine honored Dr. Shils for his support of the School through the naming of the Ed Shils Boardroom in the Robert Schattner Center, which was dedicated in 2002. "Ed touched hundreds of Penn students and alumni with energy, enthusiasm, and wise counsel," adds Mr. Bergman. "He will be greatly missed, but his vision and lifelong work lives on." Dr. Shils is survived by his wife, Shirley (CGS'84, CGS'90, G'93); daughters, Ronnie Burak and Nancy Shils (SAS'77, GSAS'86, GSE'01); son Barry; and two grandchildren.

Samuel S. Adler, D'26
Winchester, MA, January 27, 2002

William E. Reid, D'29
Fort Plain, NY, April 17, 2004

Martha W. Crider, DH'30
Elizabethtown, PA, August 19, 2004

Bernice S. Brensinger, DH'31
Ephrata, PA, October 12, 2004

Mildred A. Krosnick, DH'34
Ladewood, NJ, July 31, 2004

William L. Levy, D'34
Providence, RI, September 4, 2004

Nelson F. Robbins, D'38
Ocean City, NJ, July 29, 2004

Raymond C. Lesch, D'39
Garden City, NY, January 22, 1992

Jerome J. Besdine, D'40
West Palm Beach, FL, May 8, 2004

Charlotte Ranck Booth, DH'40
Hershey PA, January 24, 2004

Nicholas V. Clemente, D'40
Pelham, NY, November 27, 2004

Arthur Feinstein, D'40
Bridgeton, NJ, October 23, 2004

Saul Kamen, D'40
Lake Luzerne, NY, August 23, 2004

Herman Miklowitz, D'40
Boynton Beach, FL, January 8, 2005

Florence R. Bransky, DH'40
Elkins Park, PA, December 12, 2003

Leonard Friedman, D'42
Miramar, FL, March 4, 2004

George Vogel, D'42
Boynton Beach, FL, November 30, 2004

Melvin A. Shengold, D'43
Greenport, NY, January 12, 2004

Louis Schoenleber, Jr., C'42, D'43
Saddle River, NJ, January 7, 2005

George H. McLellan, D'44
Boonton, NJ, January 19, 2003

Howard M. Grindlinger, D'45
November 8, 2004

Edgar G. Kempton, D'45
Haverford, PA, June 14, 2004

Robert J. Ruby, D'45
Trumbull, CT, June 22, 2004

Aubrey J. Lewis, C'46, D'46
Port Charlotte, FL, January 14, 2005

Francis R. Trotta, D'47
New York, NY, January 15, 1987

Philip Hurwitz, D'51
Doylestown, PA, December 1, 2003

Edward C. Remnick, D'51
Paramus, NJ, January 4, 2004

William Siegler, D'51
West End, NC, October 28, 2004

Ferdinand G. Neurohr, D'52
Homosassa, FL, November 1, 2003

Fred Stephenson, C50, D'52
Watchung, NJ, November 20, 2004

Karl C. Blume, D'53
Stamford, CT, August 30, 2004

William P. Dodson, GD'53
Alexandria, VA, September 10, 2004

Robert F. Weigelt, D'53
Fair Haven, NY, August 18, 1998

Alan E. Besas, D'54
Norwalk, CT, February 12, 2005

Peter H. Lee, D'54
Atlantis, FL, July 11, 2004

Edward F. Reichert, GD'54
Wilmington, DE, February 18, 2005

Robert L. Foster, D'56
Philadelphia, PA, October 13, 2004

David F. Dittmore, D'57
Needham, MA, May 21, 2004

Morton I. Bromberg, D'58
Boca Raton, FL, February 28, 2004

Col. Ronald M. E. Gibson, D'60
Tucson, AZ, December 31, 2000

Joseph J. Stout, D'61
Newark, DE, March 24, 2004

Albert J. Allen, Jr., D'62
Halifax, MA, October 19, 2004

Louis A. Fischer, D'64
Garden City, NY, January 27, 1997

Bruce W. Manning, D'64
Foster City, CA, July 31, 2004

Edward H. Pine, D'64
River Vale, NJ, April 14, 2004

Anthony J. Sliwowski, D'68
Cranston, RI, August 10, 2004

Ivan D. Ancell, GD'71
Hayward, CA, November 11, 2004

Arden M. Hayden, D'74
Sudbury, VT, November 13, 2004

Penn Dental Medicine Alumni Society 2004–05

Executive Committee

Marc B. Ackerman, D'98
President

Jeffrey R. Blum, D'80
First Vice-President

Joshua B. Wolgin, D'98
Second Vice-President

Anna Kornbrot, D'79, GD'82
Immediate Past President

Tara Lee Sexton, D'88
Treasurer

Members-at-Large

Thomas E. Boytim, D'79
Richard R. Chillemi, D'62
D. Walter Cohen, C'47, D'50
Robert J. Diecidue, D'88
Joseph W. Foote, D'74, GD'80
Adena M. Goldman, GD'01
Howard E. Goldstein, D'90
Kathleen E. Herb, C'88, D'92
Shahin Kazemi, GD'97
Edward Kim, D'76
Samuel I. Kratchman, GD'91
Bernard W. Kurek, D'73, WMP'03
Lawrence M. Levin, D'87, GD'92
Martin D. Levin, D'72, GD'74
Michael A. Perillo, D'93, GD'95
Spencer Carl SaintCyr, D'97
Robert J. Tisot, GD'71
Orhan C. Tuncay, GD'74
Richard S. Tobey, Jr., D'75, GD'79
Patti Lee Werther, D'78, GED'78, GD'81

Past Presidents

Lewis E. Proffitt, D'73, WG'80
Margrit M. Maggio, D'87
Laurence G. Chacker, D'85
Michael David Yasner, C'79, D'83, GD'84, GD'86
Edwin C. Horne, D'52

Ex officio Member

Dr. Jaclyn M. Gleber, DH'74

School Administration

Marjorie K. Jeffcoat, DMD
Amsterdam Dean

Jim Garvey
*Associate Dean for Development
and Alumni Relations*

Joshua E. Liss
*Director of Annual Giving and
Alumni Programs*

Penn Dental Medicine Board of Overseers 2004–05

Martin D. Levin, D'72, GD'74
Chair

Robert W. Baker, Sr., D'52
Stanley M. Bergman, PAR'02
Laurence B. Brody, C'52, D'56
William W. M. Cheung, D'81, GD'82
Stephen A. Cooper, D'71
Linda J. Gilliam, D'89
Joseph E. Gian-Grasso, C'67, D'71
Frances Bondi Glenn, D'56
Lawrence Kessler, C'66, D'70
Robert P. Levy, C'52
Zvi H. Muscal
Bernard J. Poussot
Louis E. Rossman, D'75, GD'77
Adele Kaplan Schaeffer, CW'55
Robert I. Schattner, D'48
Ex officio Member
Marc B. Ackerman, D'98
President, Penn Dental Medicine
Alumni Society



The University of Pennsylvania values diversity and seeks talented students, faculty, and staff from diverse backgrounds. The University of Pennsylvania does not discriminate on the basis of race, sex, sexual orientation, gender identity, religion, color, national or ethnic origin, age, disability, or status as a Vietnam Era Veteran or disabled veteran in the administration of educational policies, programs or activities; admission policies; scholarship and loan awards; athletic or other University administered programs or employment. Questions or complaints regarding this policy should be directed to Executive Director, Office of Affirmative Action and Equal Opportunity Programs, 3600 Chestnut St., Sansom Place East, Suite 228, Philadelphia, PA 19104-6106 or by calling (215) 898-6993 (Voice) or (215) 898-7803 (TDD), www.upenn.edu/affirm-action.

Calendar

O F E V E N T S

May 13-14

Alumni Weekend 2005

Reunion for classes ending in
"o" and "5"
For information, visit
www.dental.upenn.edu/alumni2005

May 16

Penn Dental Medicine Class of 2005 Commencement

Speaker: Ronald Gross, DDS, MS
Irvine Auditorium
1 p.m.
For information, visit www.dental.upenn.edu

May 21

Alumni Reception

American Association of Orthodontists
Annual Session
San Francisco Marriott
San Francisco, CA
5:30-7:30 p.m.

*For information on all alumni events,
please contact the Office of Development
and Alumni Relations at 215-898-8951.*

October 6-9

American Dental Association 146th Annual Session and Technical Exhibition

Pennsylvania Convention Center
Philadelphia, PA
For information, visit www.ada.org

Continuing Education Courses

Penn Dental Medicine will begin a new
season of continuing dental education
courses in Fall 2005. Please be sure to visit
www.dental.upenn.edu/lifelong or call
215-573-9098 for information on the
School's continuing education programs.

www.dental.upenn.edu



Robert Schattner Center
University of Pennsylvania
School of Dental Medicine
240 South 40th Street
Philadelphia, PA 19104-6030

Non-Profit Org.
U.S. Postage
PAID
Permit No. 2563
Philadelphia, PA